

Zero Energy Ready Home Technical Solutions: Indoor Air Quality & Ventilation Best Practices



2014 RESNET Conference

-Visit [booth 415](#) for more info on Indoor airPLUS

February 25, 2014



Indoor Air Quality (IAQ)

Contents



- **Indoor airPLUS Basics**
- **How to Build and Verify Indoor airPLUS Homes**
 - Specific changes in Revision 2
 - Impacts on HVAC design and ventilation
- **Resources and Partnership**



Indoor Air Quality (IAQ)

Indoor airPLUS & ENERGY STAR



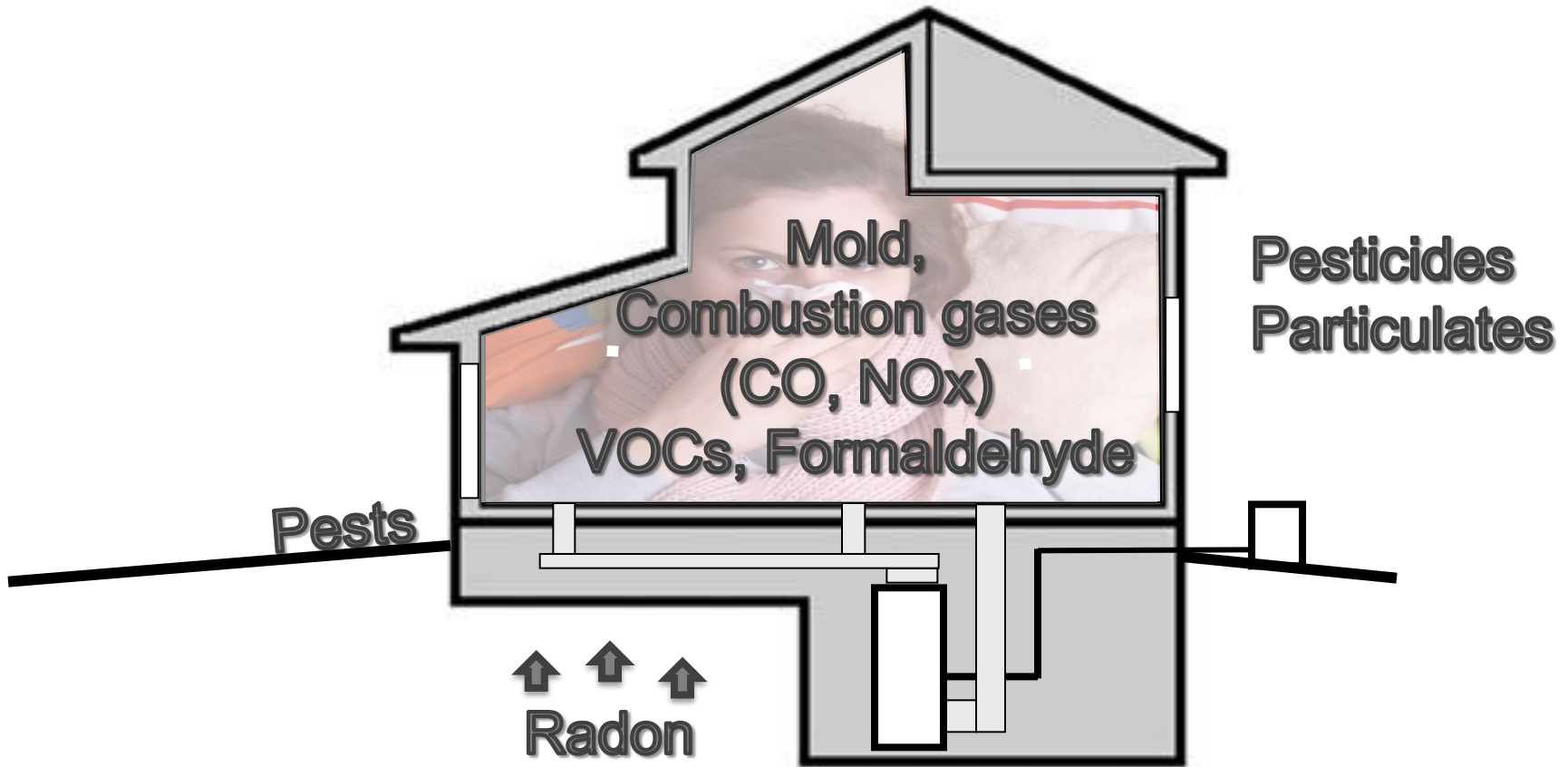
Indoor airPLUS is an EPA label that adds additional health protections to your **ENERGY STAR** value proposition



Indoor Air Quality (IAQ)

Reduce Health Risks

More than 25 million people, including 7.1 million children, have asthma and there is a 20-50% increased risk of asthma in damp houses.



Indoor Air Quality (IAQ)

Reducing Health Risks

1. Source Control

(eliminate or manage)



2. Ventilation

(dilution)




3. Filtration



Indoor Air Quality (IAQ)

Indoor airPLUS



Moisture Control

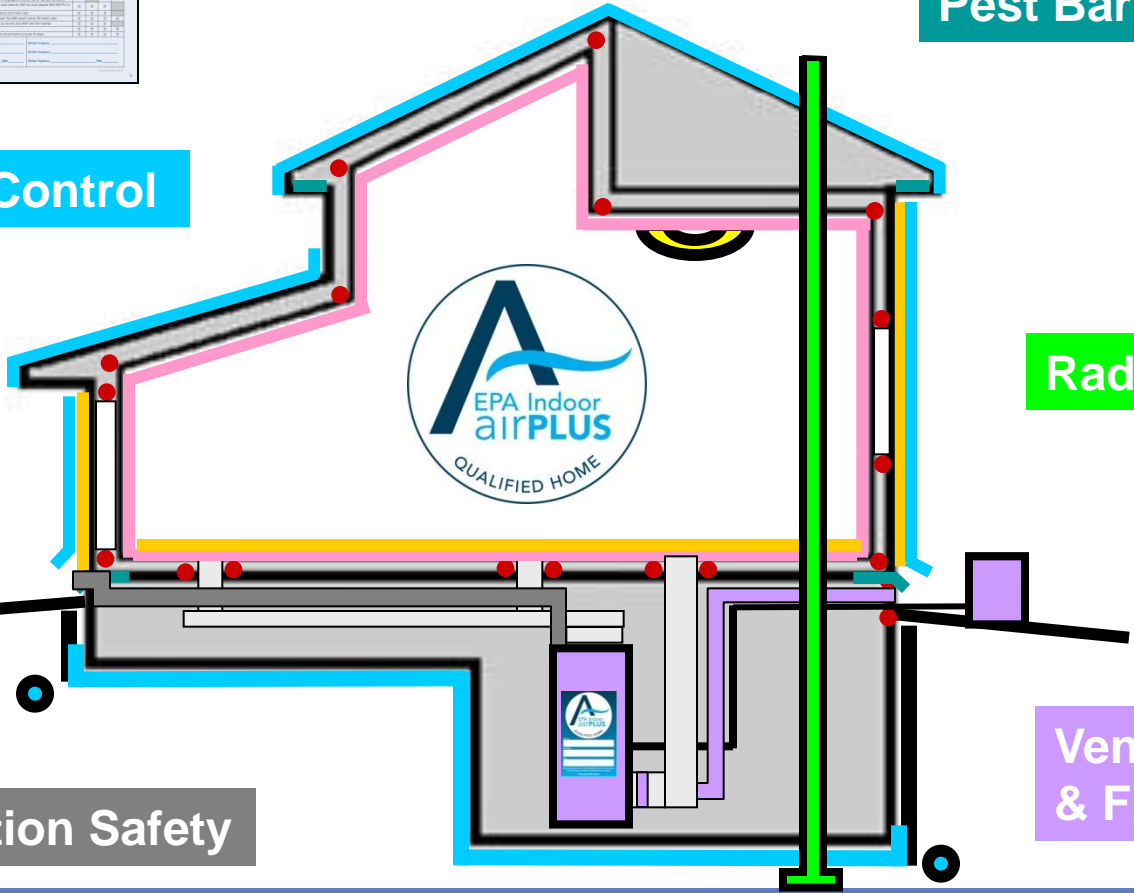
Pest Barriers

Materials

Radon Control

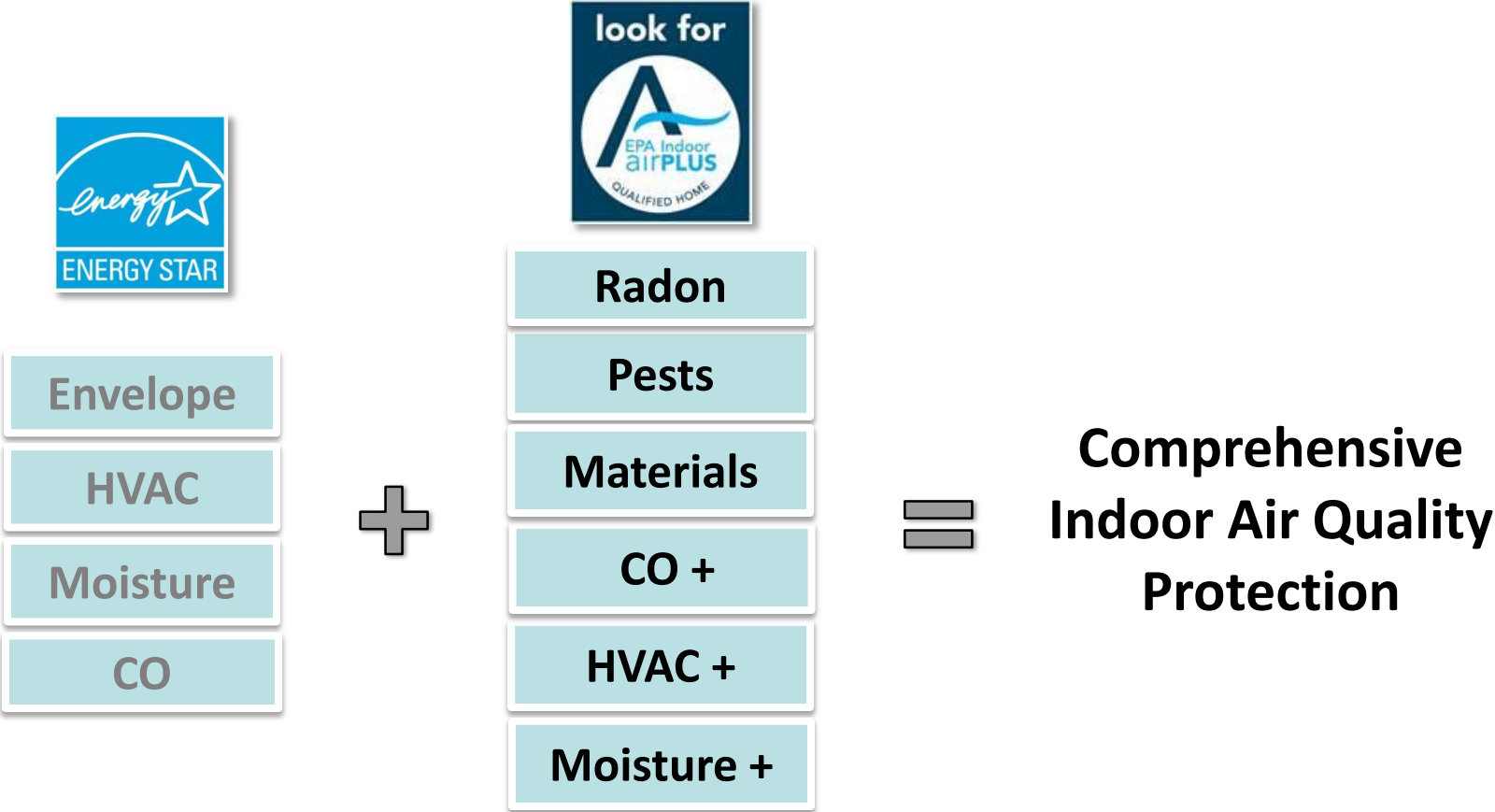
Combustion Safety

Ventilation & Filtration



Indoor Air Quality (IAQ)

Indoor airPLUS & ENERGY STAR



Indoor Air Quality (IAQ)

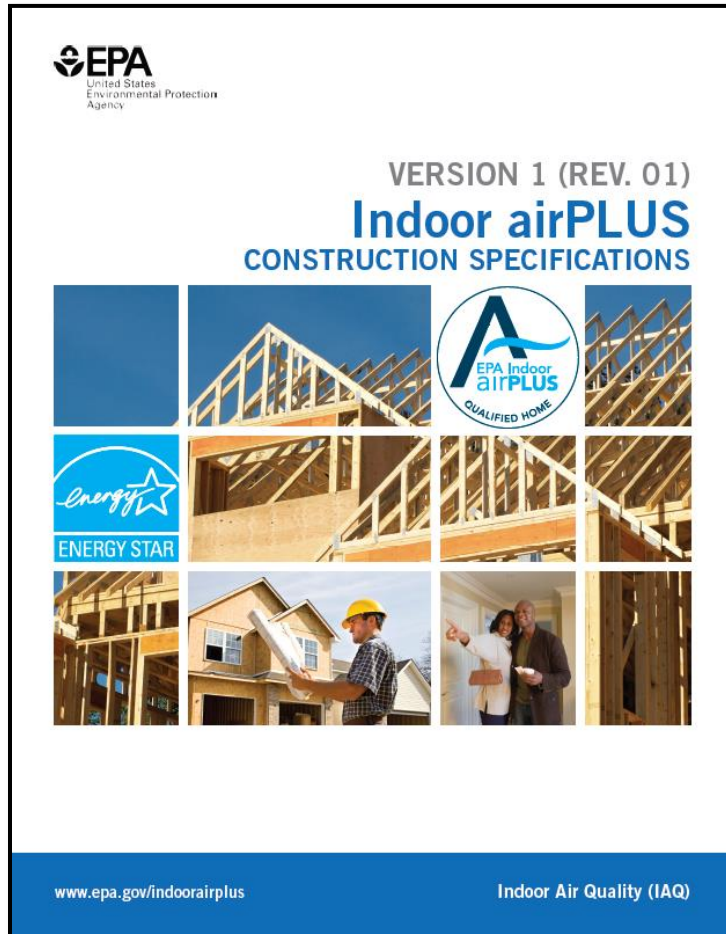
ENERGY STAR + Indoor airPLUS

- Both programs are based on building science principles that use a systems approach to improve home performance issues.
- Both programs require completion of verification checklists by a certified Home Energy Rater.
- Visual inspection items can be verified during the same on-site visits by a certified Home Energy Rater.
- Reporting to EPA follows the same schedule and is completed using the same online program.
- Existing ENERGY STAR partners can now join Indoor airPLUS through their MESA accounts.



Indoor Air Quality (IAQ)

Revision 1

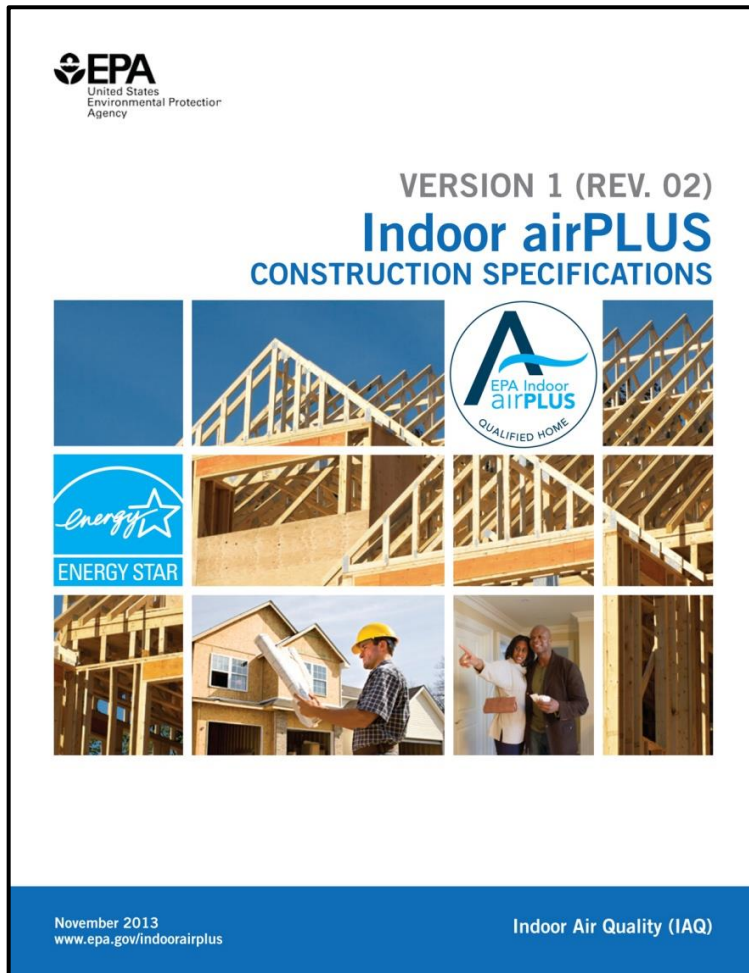


- Released February 2013.
- Greater alignment with ENERGY STAR Version 3.
- Simplified, clearer specifications.
- More flexibility and climate specific exemptions.



Indoor Air Quality (IAQ)

Revision 2



- Released November 2013
- Revised requirements for attached garages (garage fan no longer required for most homes)
- New exception from aggregate or sand requirement for slab-on-grade foundations (non-Radon Zone 1 homes only)



Indoor Air Quality (IAQ)

How to use the Construction Specifications

- Relevant ENERGY STAR checklist items are summarized and referenced at the beginning of each measure.
 - Refer to the referenced ENERGY STAR Checklist for detailed requirements
- Additional Indoor airPLUS requirements, exceptions, and advisories are listed separately.

1. Moisture Control

1.1 Site and Foundation Drainage

NOTE: Completion of the [ENERGY STAR checklists](#) now satisfies the following Indoor airPLUS requirements:

- Slope patio slabs, walks and driveway; tamp back-fill to prevent settling; AND slope the final grade away from the foundation (WMS 1.1 and 1.2).
- Swales or drains designed to carry water away from the foundation are permitted to be provided as an alternative to the slope requirements for any home, and shall be provided for a home where setbacks limit space to less than 10 ft. (WMS 1.1 and 1.2).
- Install protected drain tile at the footings of basement and crawlspace walls. Surround each drain tile pipe with washed or clean gravel wrapped with fabric cloth, or install an approved Composite Foundation Drainage System (CFDS) (WMS 1.8).

Additional Indoor airPLUS Requirements:

- Install a drain or sump pump in basement and crawlspace floors, discharging to daylight at least 10 ft. outside the foundation or into an approved sewer system.
- Exceptions:
 - Slab-on-grade foundations.
 - In areas of free-draining soils — identified as Group 1 (Table R405.1, 2009 IRC) by a certified hydrologist, soil scientist, or engineer through a site visit — installation of a drain or sump pump is not required.
- In EPA Radon Zone 1, if a drain tile discharges to daylight install a check valve at the drain tile outfall (see Specification 2.1).




Indoor Air Quality (IAQ)


Simplified Verification Checklist

Seven sections:

1. Moisture Control
2. Radon
3. Pests
4. HVAC Systems
5. Combustion Pollutants
6. Materials
7. Home Commissioning



Indoor airPLUS Version 1 (Rev. 02) Verification Checklist



Home Address: _____ City: _____ State: _____ Zip: _____

Section	Requirements (Refer to full Indoor airPLUS Construction Specifications for details)	Must Correct	Builder Verified	Rater Verified	N/A
Note: The Rev. 02 checklist has been modified to reflect only the additional Indoor airPLUS requirements and their corresponding section numbers that must be met after completing the ENERGY STAR checklists. ENERGY STAR remains a prerequisite for Indoor airPLUS certification.					
ENERGY STAR V3 Checklists	Thermal Enclosure System Rater Checklist completed.	<input type="checkbox"/>	<input type="checkbox"/>	<input type="checkbox"/>	<input type="checkbox"/>
	Water Management System Builder Checklist completed.	<input type="checkbox"/>	<input type="checkbox"/>	<input type="checkbox"/>	<input type="checkbox"/>
	HVAC System Quality Installation Contractor Checklist completed.	<input type="checkbox"/>	<input type="checkbox"/>	<input type="checkbox"/>	<input type="checkbox"/>
	HVAC System Quality Installation Rater Checklist completed.	<input type="checkbox"/>	<input type="checkbox"/>	<input type="checkbox"/>	<input type="checkbox"/>
Moisture Control	1.1 Drain or sump pump installed in basements and crawlspaces (Exception: free-draining soils). In EPA Radon Zone 1, check valve also installed.	<input type="checkbox"/>	<input type="checkbox"/>	<input type="checkbox"/>	<input type="checkbox"/>
	1.2 Layer of aggregate or sand (4 in.) with geotextile matting installed below slabs (Exceptions: see spec) AND radon techniques used in EPA Radon Zone 1.	<input type="checkbox"/>	<input type="checkbox"/>	<input type="checkbox"/>	<input type="checkbox"/>
	1.4 Basements/crawlspaces insulated, sealed and conditioned (Exceptions: see spec).	<input type="checkbox"/>	<input type="checkbox"/>	<input type="checkbox"/>	<input type="checkbox"/>
	1.7 Protection from water splash damage if no gutters (Exceptions: see spec).	<input type="checkbox"/>	<input type="checkbox"/>	<input type="checkbox"/>	<input type="checkbox"/>
	1.11 Hard-surface flooring in kitchens, baths, entry, laundry and utility rooms, AND piping in exterior walls insulated with pipe wrap.	<input type="checkbox"/>	<input type="checkbox"/>	<input type="checkbox"/>	<input type="checkbox"/>
Radon	2.1 Approved radon-resistant features installed in Radon Zone 1 homes.	<input type="checkbox"/>	<input type="checkbox"/>	<input type="checkbox"/>	<input type="checkbox"/>
Pests	3.2 Corrosion-proof rodent/bird screens installed at all openings that cannot be fully sealed (Exception: dryer vents).	<input type="checkbox"/>	<input type="checkbox"/>	<input type="checkbox"/>	<input type="checkbox"/>
HVAC systems	4.1 Equipment selected to keep relative humidity < 60% in "Warm-Humid" climates (Exception: see spec).	<input type="checkbox"/>	<input type="checkbox"/>	<input type="checkbox"/>	<input type="checkbox"/>
	4.2 Duct systems protected from construction debris AND no building cavities used as air supplies or returns.	<input type="checkbox"/>	<input type="checkbox"/>	<input type="checkbox"/>	<input type="checkbox"/>
	4.3 No air-handling equipment or ductwork installed in garage AND continuous air barrier in adjacent assemblies.	<input type="checkbox"/>	<input type="checkbox"/>	<input type="checkbox"/>	<input type="checkbox"/>
	4.7 Central forced-air HVAC system(s) have minimum MERV 8 filter AND no ozone generators in home.	<input type="checkbox"/>	<input type="checkbox"/>	<input type="checkbox"/>	<input type="checkbox"/>
Combustion Pollutants	5.1 Emissions standards met for fuel-burning and space-heating appliances (Exception: see spec).	<input type="checkbox"/>	<input type="checkbox"/>	<input type="checkbox"/>	<input type="checkbox"/>
	5.2 CO alarms installed in each sleeping zone (e.g., common hallway) according to NFPA 720.	<input type="checkbox"/>	<input type="checkbox"/>	<input type="checkbox"/>	<input type="checkbox"/>
	5.3 Multifamily buildings: Smoking restrictions implemented AND ETS transfer pathways minimized.	<input type="checkbox"/>	<input type="checkbox"/>	<input type="checkbox"/>	<input type="checkbox"/>
	5.4 Attached garages: Door closer installed on all connecting doors AND in homes with exhaust-only whole-house ventilation EITHER a 70 cfm exhaust fan installed in garage OR a pressure test conducted to verify the effectiveness of the garage-to-house air barrier. See spec for details.	<input type="checkbox"/>	<input type="checkbox"/>	<input type="checkbox"/>	<input type="checkbox"/>
Materials	6.1 Certified low-formaldehyde composite wood materials AND structural plywood AND OSB PS1 or PS2 compliant.	<input type="checkbox"/>	<input type="checkbox"/>	<input type="checkbox"/>	<input type="checkbox"/>
	6.2 Certified low-VOC or no-VOC interior paints and finishes used.	<input type="checkbox"/>	<input type="checkbox"/>	<input type="checkbox"/>	<input type="checkbox"/>
	6.3 Carpet, carpet adhesives CRI Green Label Plus AND carpet cushion CRI Green Label.	<input type="checkbox"/>	<input type="checkbox"/>	<input type="checkbox"/>	<input type="checkbox"/>
Final	7.1 HVAC system and ductwork verified to be dry and clean AND new filter installed.	<input type="checkbox"/>	<input type="checkbox"/>	<input type="checkbox"/>	<input type="checkbox"/>
	7.2 Home ventilated before occupancy.	<input type="checkbox"/>	<input type="checkbox"/>	<input type="checkbox"/>	<input type="checkbox"/>
	7.3 Completed checklist and other required documentation provided for buyer.	<input type="checkbox"/>	<input type="checkbox"/>	<input type="checkbox"/>	<input type="checkbox"/>

Rater Company: _____

Rater Employee: _____

Rater Signature: _____ Date: _____

Builder Company: _____

Builder Employee: _____

Builder Signature: _____ Date: _____

Rev. November 2013 ii



Indoor Air Quality (IAQ)

How to Complete the Verification Checklist

- All ENERGY STAR for Homes Version 3 checklists must be successfully completed and reported to achieve Indoor airPLUS qualification.
- Check one box per line.
- Check “N/A” for specifications that do not apply for specific conditions (e.g., climate) according to the exceptions described.
- Check either “Builder Verified” or “Rater Verified” for all other items.

Home Address:		City:	State:	Zip:	
Section	Requirements (Refer to full Indoor airPLUS Construction Specifications for details)	Must Correct	Builder Verified	Rater Verified	N/A
	Note: The Rev. 02 checklist has been modified to reflect only the additional Indoor airPLUS requirements and their corresponding section numbers that must be met after completing the ENERGY STAR checklists. ENERGY STAR remains a prerequisite for Indoor airPLUS certification.				
ENERGY STAR V3 Checklists	Thermal Enclosure System Rater Checklist completed.	<input type="checkbox"/>		<input type="checkbox"/>	
	Water Management System Builder Checklist completed.	<input type="checkbox"/>		<input type="checkbox"/>	
	HVAC System Quality Installation Contractor Checklist completed.	<input type="checkbox"/>		<input type="checkbox"/>	
	HVAC System Quality Installation Rater Checklist completed.	<input type="checkbox"/>		<input type="checkbox"/>	

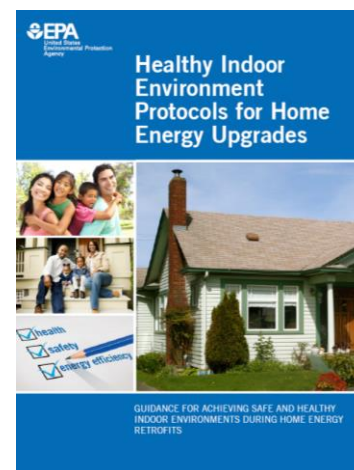


Indoor Air Quality (IAQ)

What About Existing Homes?

- Indoor airPLUS not designed for existing homes.
- Under certain conditions, (e.g., gut rehabs) if ENERGY STAR requirements and Indoor airPLUS requirements are met.
- For most renovation and energy upgrade work, see EPA's Healthy Indoor Environment Protocols for Home Energy Upgrades.

<http://www.epa.gov/iaq/homes/retrofits.html>



Indoor Air Quality (IAQ)





How to Build and Verify Indoor airPLUS Homes

Recent Revisions and Ventilation Considerations



Indoor Air Quality (IAQ)

Indoor airPLUS



Moisture Control

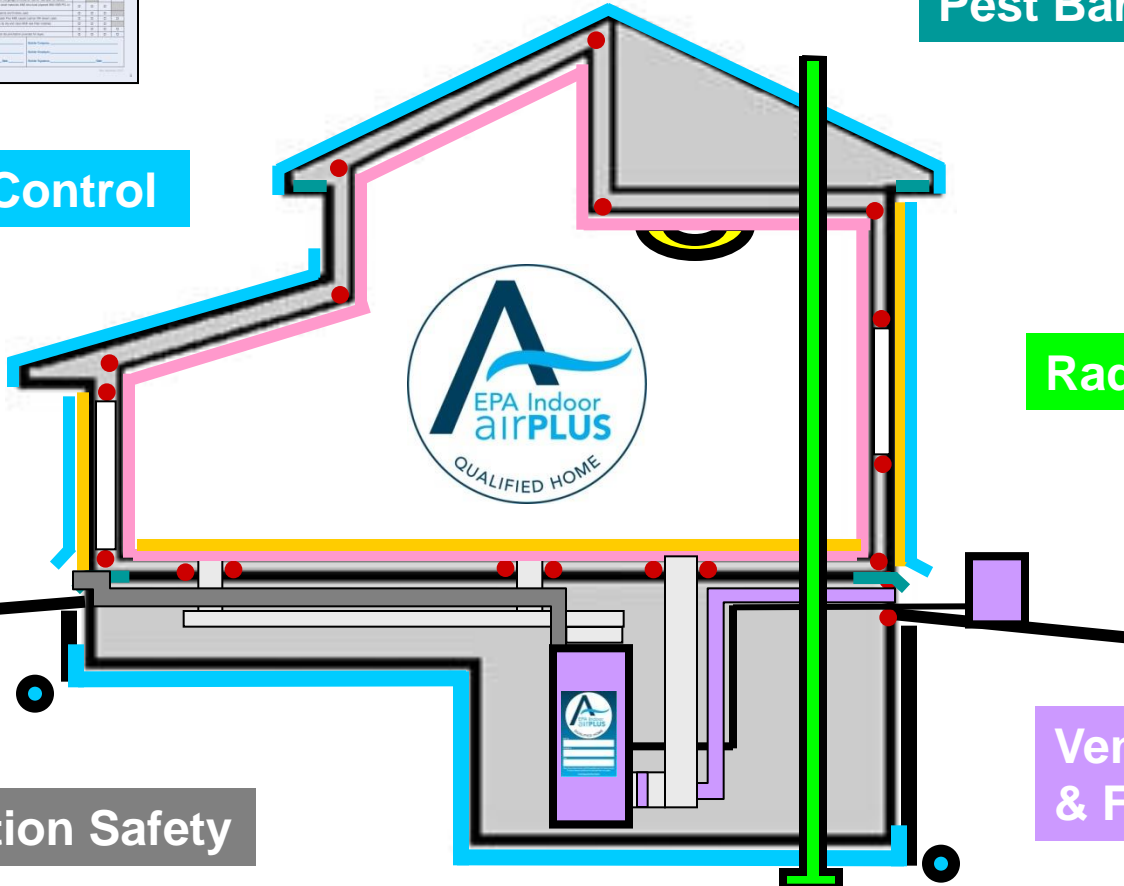
Pest Barriers

Radon Control

Materials

Combustion Safety

Ventilation & Filtration



Indoor Air Quality (IAQ)

1. Moisture Control



- Moisture is a leading cause of health, comfort and durability concerns in homes.
- 19% of U.S. households have at least one person with Asthma.
- There is a 20-50% increased risk of asthma in damp houses.
- The economic cost of asthma amounts to more than \$56 billion annually.
- Mold grows where there is moisture.
- Molds produce allergens, irritants, and in some cases, potentially toxic substances.



Indoor Air Quality (IAQ)

1.1 Site and Foundation Drainage



- *Slope hard surfaces and final grade away from the foundation.*
- *Install drain tile at the footings of basement and crawlspace walls.*



- **Install a drain or sump in basement and crawlspace floors.**



**Exceptions: Slab-on-grade and areas with free draining soils*



1.1 Site and Foundation Drainage Verification

- Can be builder or Rater verified.
- **Visually verify during pre-slab** inspection the drain or sump pump's discharge to daylight (including distance from the foundation) or connection to the sewer.
- In Radon Zone 1, visually verify check-valve installed.
- Review documentation of free-draining soils when the exception is used.

Section	Requirements (Refer to full Indoor <u>airPLUS</u> Construction Specifications for details)	Must Correct	Builder Verified	Rater Verified	N/A
Moisture Control	1.1 Drain or sump pump installed in basements and crawlspaces (Exception: free-draining soils). In EPA Radon Zone 1, check valve also installed.	<input type="checkbox"/>	<input checked="" type="checkbox"/>	<input type="checkbox"/>	<input type="checkbox"/>
	1.2 Layer of aggregate or sand (4 in.) with geotextile matting installed below slabs (Exceptions: see spec) AND radon techniques used in EPA Radon Zone 1.	<input type="checkbox"/>	<input type="checkbox"/>	<input type="checkbox"/>	<input type="checkbox"/>
	1.4 Basements/crawlspaces insulated, sealed and conditioned (Exceptions: see spec).	<input type="checkbox"/>	<input type="checkbox"/>	<input type="checkbox"/>	<input type="checkbox"/>
	1.7 Protection from water splash damage if no gutters (Exceptions: see spec).	<input type="checkbox"/>		<input type="checkbox"/>	<input type="checkbox"/>
	1.11 Hard-surface flooring in kitchens, baths, entry, laundry and utility rooms, AND piping in exterior walls insulated with pipe wrap.	<input type="checkbox"/>		<input type="checkbox"/>	



Indoor Air Quality (IAQ)

1.2 Capillary Break Installation



- *Install polyethylene sheeting or extruded polystyrene beneath concrete slabs.*
- *Install a capillary break at all crawlspace floors using polyethylene sheeting.*



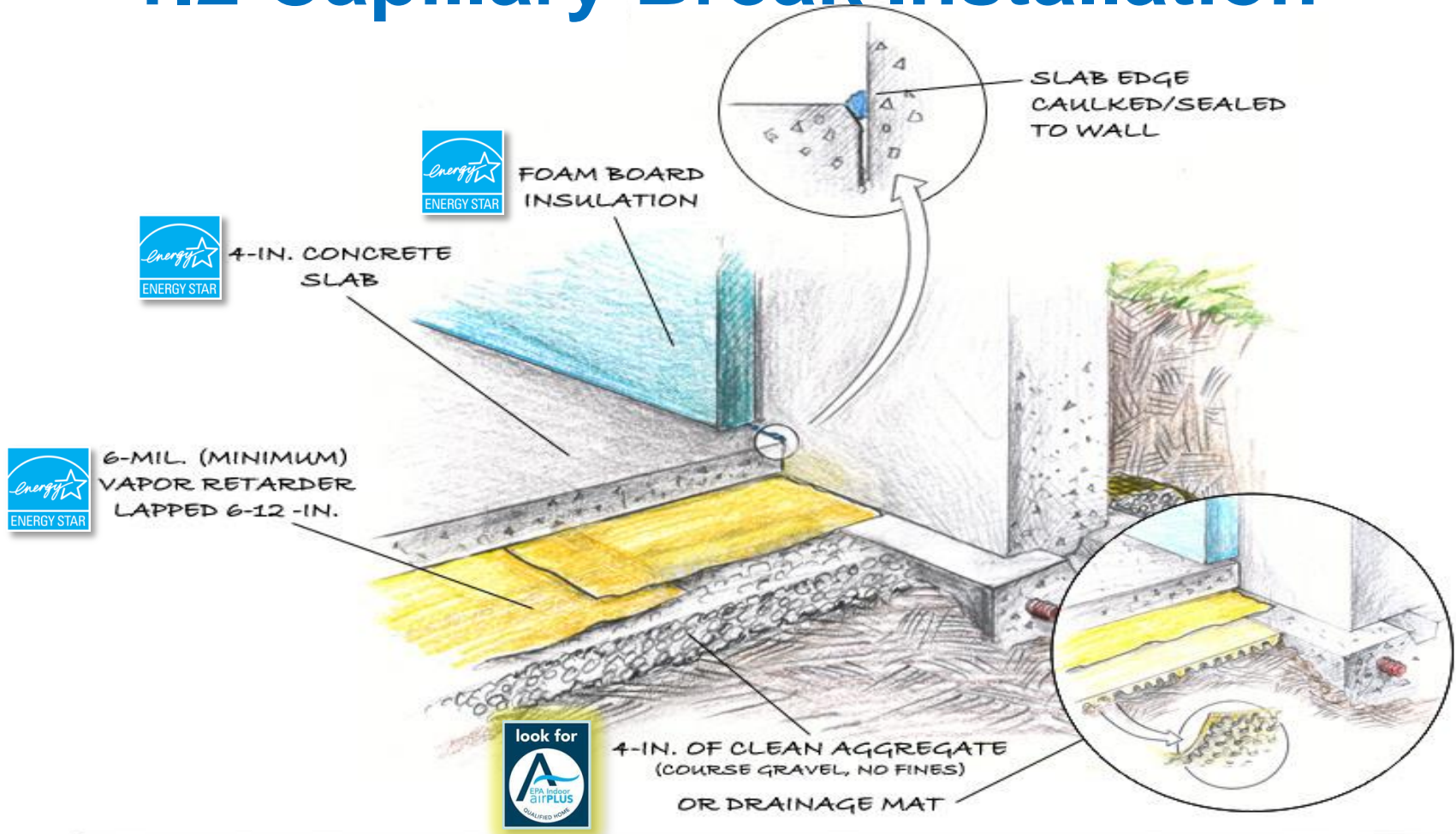
- **Under the polyethylene sheeting or extruded polystyrene (XPS) insulation:**
 - **Install a 4 in. layer of aggregate; OR**
 - **A uniform layer of sand, overlain with a layer of geotextile drainage matting.**

*New exception: Slab-on-grade foundations
(only in Radon zones 2 & 3)*



Indoor Air Quality (IAQ)

1.2 Capillary Break Installation



BASEMENT SLAB W/ CAPILLARY BREAK - GRAVEL AND GEOTEXTILE MAT (INSET)



Indoor Air Quality (IAQ)

1.2 Capillary Break Installation Verification

- Can be builder or Rater verified.
- **Visually verify during pre-slab inspection** the capillary break is properly installed.
- In Radon Zone 1: Visually verify polyethylene sheeting has been overlapped 6 – 12 in. and the ENERGY STAR staking method for crawlspaces has not been used.

Section	Requirements (Refer to full Indoor <u>airPLUS</u> Construction Specifications for details)	Must Correct	Builder Verified	Rater Verified	N/A
Moisture Control	1.1 Drain or sump pump installed in basements and crawlspaces (Exception: free-draining soils). In EPA Radon Zone 1, check valve also installed.	<input type="checkbox"/>	<input checked="" type="checkbox"/>	<input type="checkbox"/>	<input type="checkbox"/>
	1.2 Layer of aggregate or sand (4 in.) with geotextile matting installed below slabs (Exceptions: see spec) AND radon techniques used in EPA Radon Zone 1.	<input type="checkbox"/>	<input type="checkbox"/>	<input checked="" type="checkbox"/>	<input type="checkbox"/>
	1.4 Basements/crawlspaces insulated, sealed and conditioned (Exceptions: see spec).	<input type="checkbox"/>	<input type="checkbox"/>	<input type="checkbox"/>	<input type="checkbox"/>
	1.7 Protection from water splash damage if no gutters (Exceptions: see spec).	<input type="checkbox"/>		<input type="checkbox"/>	<input type="checkbox"/>
	1.11 Hard-surface flooring in kitchens, baths, entry, laundry and utility rooms, AND piping in exterior walls insulated with pipe wrap.	<input type="checkbox"/>		<input type="checkbox"/>	



Indoor Air Quality (IAQ)

1.3+1.4 Below-grade Foundation Walls



- *Waterproof crawlspace and basement perimeter walls.*
- *All floors above unconditioned spaces shall be insulated.*

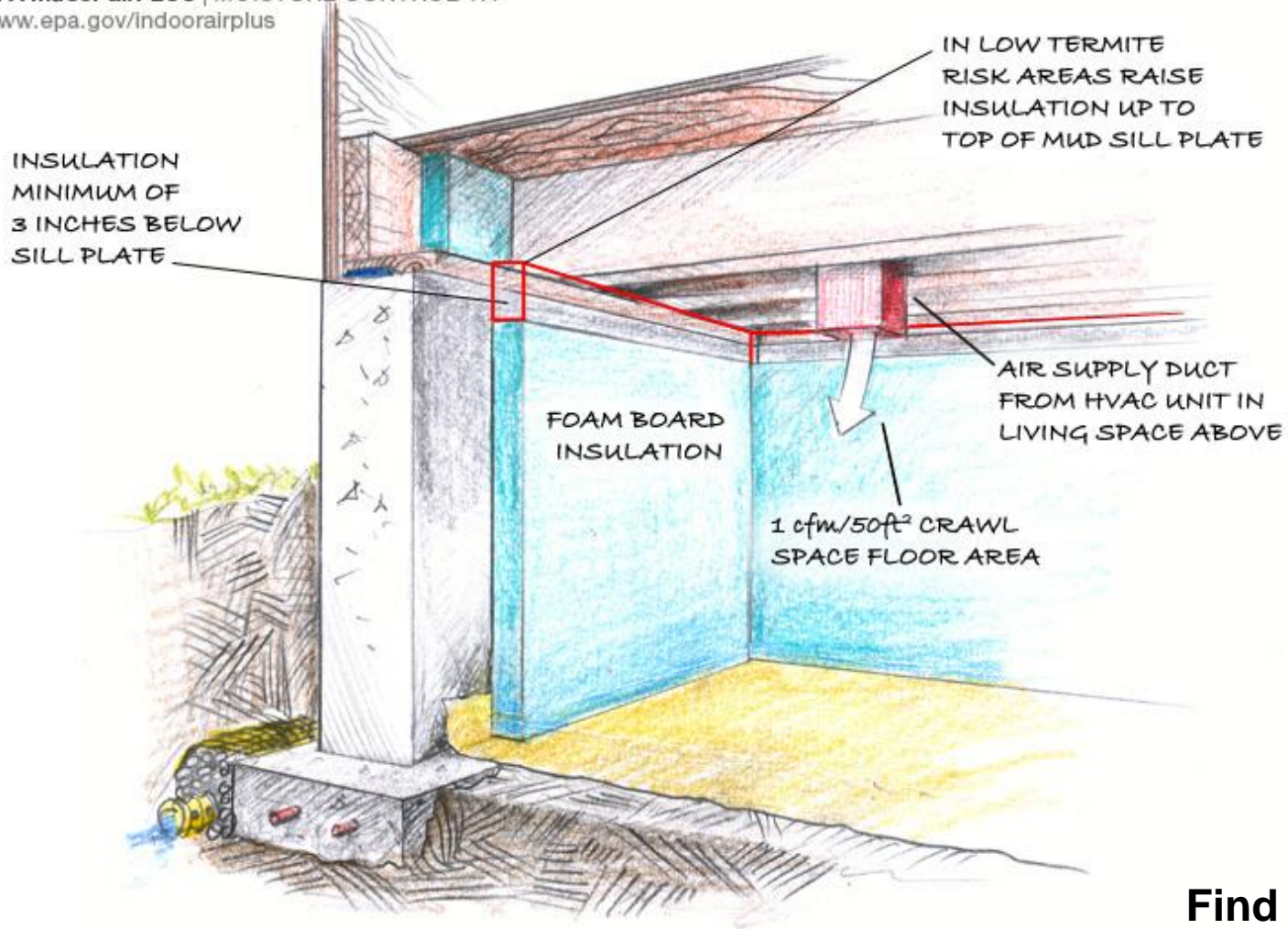


- **Insulate crawlspace and basement perimeter walls.**
- **Seal crawlspace and basement perimeter walls.**
- **Provide conditioned air (1cfm/50SF).**

Exceptions: Dry climates, raised pier foundations, etc. (see spec)



Indoor Air Quality (IAQ)



Find details at:
http://epa.gov/iaplus01/technical/moisture/1_4.html

CONDITIONED AIR SUPPLY TO SEALED CRAWL SPACE



Indoor Air Quality (IAQ)

1.7 Gutters, Downspouts, and Site Drainage Verification

- Must be Rater verified.
- The Rater should **coordinate with the builder before construction to verify** what ENERGY STAR or Indoor airPLUS compliance option is being pursued.
- The Rater should **visually verify at final inspection** that the selected compliance option is properly installed (for example, that the foundation wall is extended *at least 16 in.* above final grade).

Section	Requirements (Refer to full Indoor <u>airPLUS</u> Construction Specifications for details)	Must Correct	Builder Verified	Rater Verified	N/A
Moisture Control	1.1 Drain or sump pump installed in basements and crawlspaces (Exception: free-draining soils). In EPA Radon Zone 1, check valve also installed.	<input type="checkbox"/>	<input checked="" type="checkbox"/>	<input type="checkbox"/>	<input type="checkbox"/>
	1.2 Layer of aggregate or sand (4 in.) with geotextile matting installed below slabs (Exceptions: see spec) AND radon techniques used in EPA Radon Zone 1.	<input type="checkbox"/>	<input checked="" type="checkbox"/>	<input type="checkbox"/>	<input type="checkbox"/>
	1.4 Basements/crawlspaces insulated, sealed and conditioned (Exceptions: see spec).	<input type="checkbox"/>	<input type="checkbox"/>	<input checked="" type="checkbox"/>	<input type="checkbox"/>
	1.7 Protection from water splash damage if no gutters (Exceptions: see spec).	<input type="checkbox"/>		<input type="checkbox"/>	<input checked="" type="checkbox"/>
	1.11 Hard-surface flooring in kitchens, baths, entry, laundry and utility rooms, AND piping in exterior walls insulated with pipe wrap.	<input type="checkbox"/>		<input type="checkbox"/>	



Indoor Air Quality (IAQ)

1.11 Moisture-Resistant Materials



- *Install moisture-resistant backing material behind tub and shower enclosures.*
- *Install a corrosion-resistant drain pan.*



- **Install only water-resistant hard-surface flooring in kitchens, bathrooms, entryways, laundry areas, and utility rooms.**
- **Insulate water supply pipes in exterior walls with pipe wrap.**



1.11 Moisture Resistant-Materials Verification

- Must be Rater verified.
- The Rater should **visually verify at the pre-drywall inspection** that all water supply lines in exterior walls are properly insulated with pipe wrap.
- The Rater should **visually verify at final inspection** that only water-resistant hard-surface flooring is installed in the required rooms.

Section	Requirements (Refer to full Indoor <u>airPLUS</u> Construction Specifications for details)	Must Correct	Builder Verified	Rater Verified	N/A
Moisture Control	1.1 Drain or sump pump installed in basements and crawlspaces (Exception: free-draining soils). In EPA Radon Zone 1, check valve also installed.	<input type="checkbox"/>	<input checked="" type="checkbox"/>	<input type="checkbox"/>	<input type="checkbox"/>
	1.2 Layer of aggregate or sand (4 in.) with geotextile matting installed below slabs (Exceptions: see spec) AND radon techniques used in EPA Radon Zone 1.	<input type="checkbox"/>	<input checked="" type="checkbox"/>	<input type="checkbox"/>	<input type="checkbox"/>
	1.4 Basements/crawlspaces insulated, sealed and conditioned (Exceptions: see spec).	<input type="checkbox"/>	<input type="checkbox"/>	<input checked="" type="checkbox"/>	<input type="checkbox"/>
	1.7 Protection from water splash damage if no gutters (Exceptions: see spec).	<input type="checkbox"/>		<input checked="" type="checkbox"/>	<input type="checkbox"/>
	1.11 Hard-surface flooring in kitchens, baths, entry, laundry and utility rooms, AND piping in exterior walls insulated with pipe wrap.	<input type="checkbox"/>		<input checked="" type="checkbox"/>	



Indoor Air Quality (IAQ)

Revision 2 Moisture Control Changes

Section	Changes
1.2 Capillary Break	<p><u>Clarification added:</u> XPS may be used under slabs provided it is used in addition to the required 6 mil polyethylene sheeting.</p> <p><u>Exceptions added (non-EPA Radon Zone 1):</u> Sand or aggregate under slab not required in areas with free-draining soils or homes with slab-on-grade foundations.</p>



Indoor Air Quality (IAQ)

1. Moisture Control & Water Management



Benefits

Water damage reduction

Flood mitigation

Structural durability

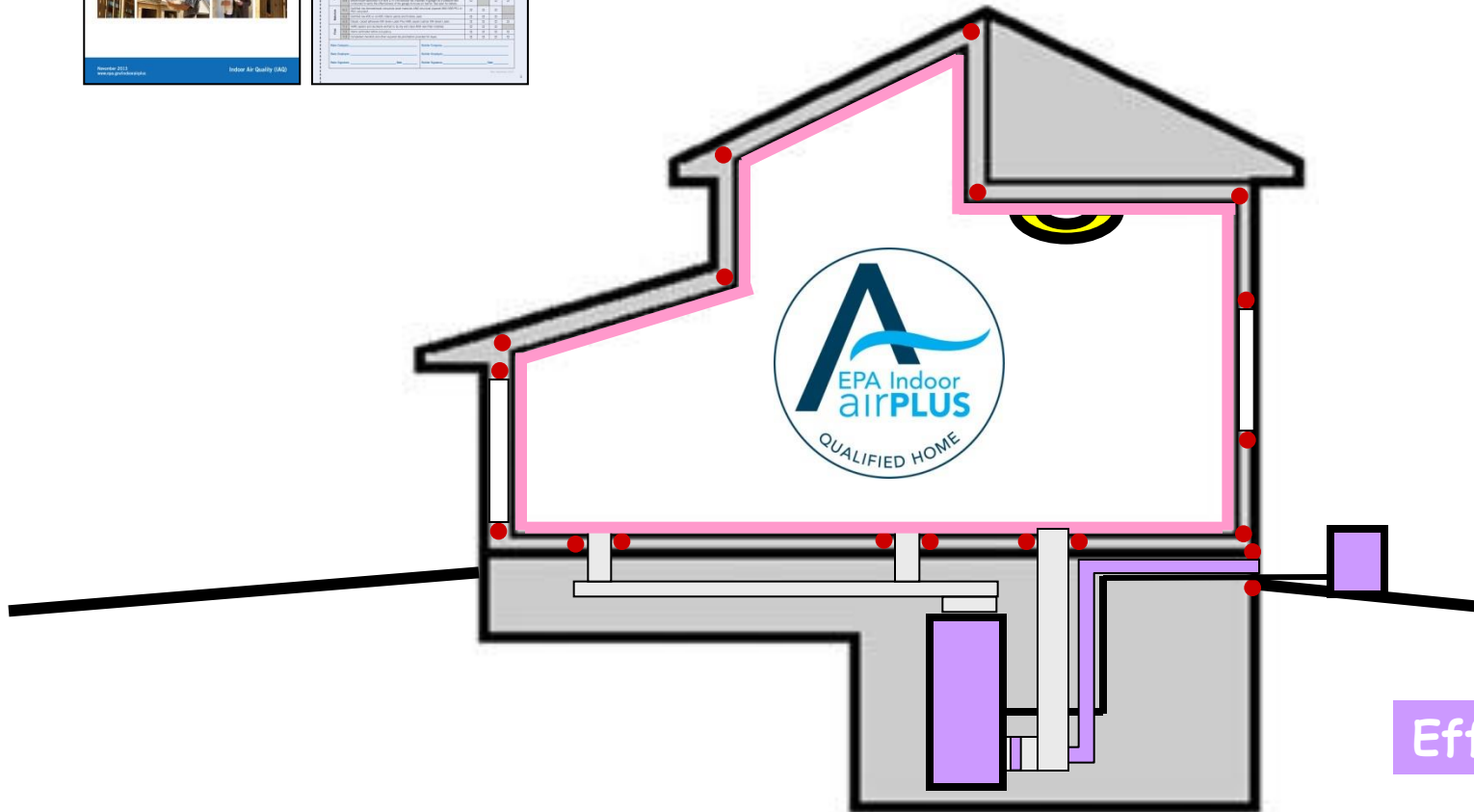

**Reduces potential for mold growth
– even in places you can't see.**

**Fewer maintenance issues from
peeling paint and moldy grout**



Indoor Air Quality (IAQ)

4. HVAC Systems



Effective HVAC



Indoor Air Quality (IAQ)

4. HVAC Systems



- Indoor relative humidity greater than 60% can encourage mold growth and attract organisms such as dust mites or other pests.
- HVAC components in wall cavities and garages can expose occupants to mold, carbon monoxide, hydrocarbons, nitrogen oxides, radon, pesticides and other contaminants.
- Ordinary residential panel filters collect less than 20 percent of the particles between 3 and 10 microns. A MERV 8 filter collects more than 70% of the particles in this range.



Indoor Air Quality (IAQ)


4.1 HVAC Sizing and Design



- *Properly size all heating and cooling equipment using ACCA Manual J, ASHRAE Handbooks, or equivalent software.*




- **"Warm-Humid" climates: equipment shall be installed with sufficient latent capacity to maintain indoor relative humidity (RH) at or below 60 percent.**



4.1 HVAC Sizing and Design


- Heating and cooling equipment generally has just two modes – on & off.
- Right sizing is key in controlling RH with HVAC systems
- The HVAC system must operate to remove moisture !



Indoor Air Quality (IAQ)

4.1 HVAC Sizing and Design

- **By following the procedures in Manual S for selecting HVAC systems you can ensure the HVAC system selected can cover the latent (moisture) load of the home.**
- **HVAC systems have a broad range of capabilities depending on fan speeds and controls.**
- **A humidistat may be used in some systems to achieve additional de-humidification.**
- **In some extreme cases a separate de-humidifier may be required to supplement moisture removal.**



Indoor Air Quality (IAQ)

4.1 HVAC Sizing and Design

14ACX-036-230-13 - C33-36B/C-6F + EL296UH045V36B

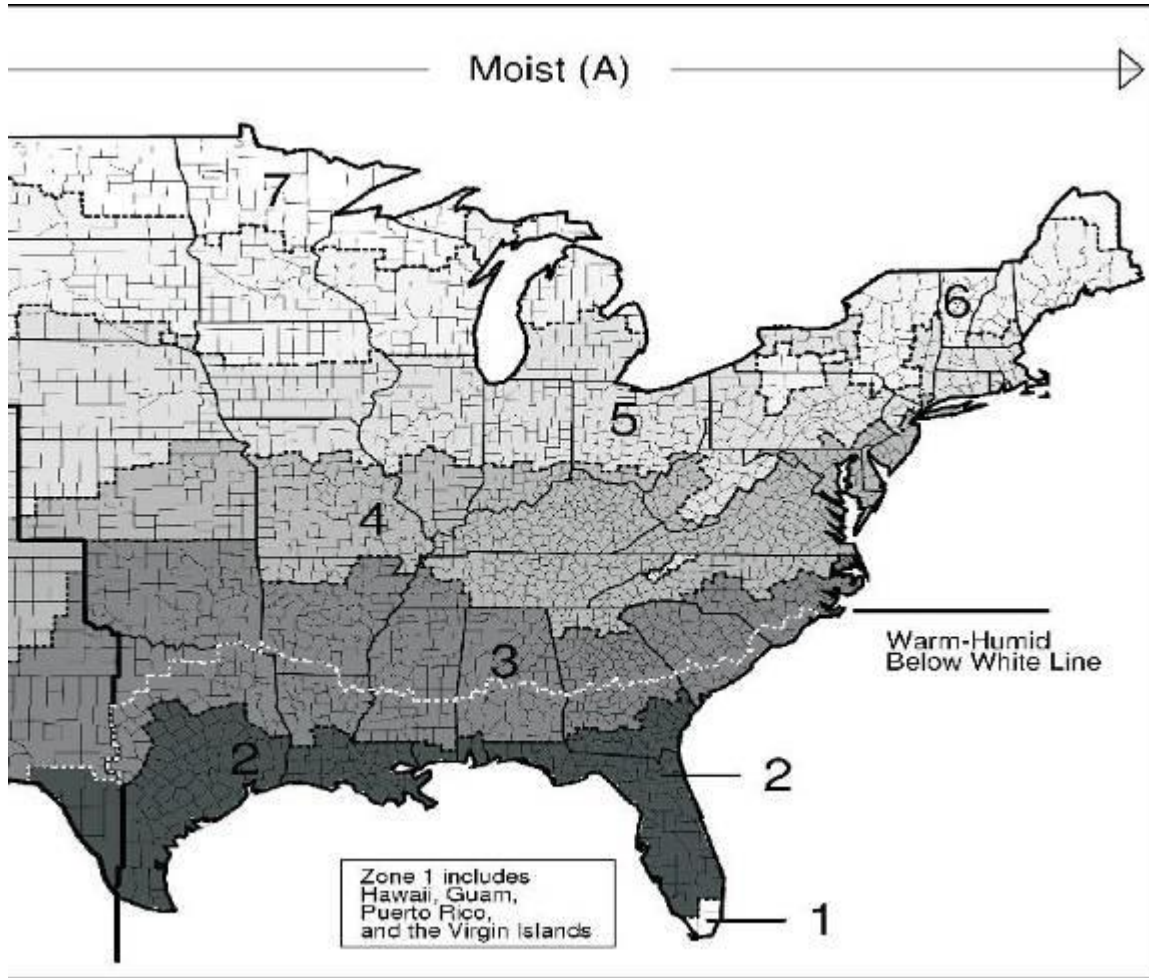
Entering Wet Bulb Temperature	Total Air Volume	Outdoor Air Temperature Entering Outdoor Coil																			
		85°F					95°F					105°F					115°F				
		Total Cool Cap.	Comp Motor Input	Sensible to Total Ratio (S/T)			Total Cool Cap.	Comp Motor Input	Sensible to Total Ratio (S/T)			Total Cool Cap.	Comp Motor Input	Sensible to Total Ratio (S/T)			Total Cool Cap.	Comp Motor Input	Sensible to Total Ratio (S/T)		
				Dry Bulb					Dry Bulb					Dry Bulb					Dry Bulb		
		cfm	kBtuh	kW	75°F	80°F	85°F	kBtuh	kW	75°F	80°F	85°F	kBtuh	kW	75°F	80°F	85°F	kBtuh	kW	75°F	80°F
63°F	1020	33.6	1.95	0.77	0.92	1	32	2.21	0.79	0.94	1	30.2	2.51	0.81	0.97	1	28.4	2.84	0.84	0.99	1
	1210	34.8	1.95	0.81	0.97	1	33.2	2.22	0.83	0.99	1	31.4	2.52	0.86	1	1	29.8	2.85	0.89	1	1
	1370	35.6	1.96	0.85	1	1	34	2.23	0.87	1	1	32.6	2.53	0.9	1	1	30.8	2.85	0.93	1	1
67°F	1020	35.2	1.96	0.61	0.75	0.88	33.6	2.22	0.62	0.77	0.91	31.8	2.52	0.64	0.79	0.93	30	2.85	0.65	0.81	0.96
	1210	36.6	1.97	0.64	0.79	0.94	34.8	2.23	0.65	0.81	0.96	33	2.53	0.67	0.83	0.99	31	2.85	0.68	0.86	1
	1370	37.4	1.97	0.66	0.83	0.98	35.6	2.24	0.68	0.85	1	33.6	2.54	0.69	0.88	1	31.6	2.87	0.71	0.91	1
71°F	1020	36.8	1.97	0.47	0.6	0.73	35.2	2.24	0.47	0.61	0.74	33.4	2.53	0.48	0.62	0.76	31.6	2.86	0.48	0.64	0.79
	1210	38	1.98	0.48	0.63	0.77	36.4	2.24	0.49	0.64	0.79	34.6	2.55	0.49	0.65	0.81	32.6	2.87	0.5	0.67	0.84
	1370	39	1.98	0.49	0.65	0.8	37.4	2.25	0.5	0.67	0.83	35.4	2.55	0.51	0.68	0.85	33.2	2.88	0.52	0.7	0.88

- Total Design Capacity = 33.2 kBTU/h
- Sensible Design Capacity = 33.2 x 0.83 = 27.6 kBTU/h
- Latent Design Capacity = 33.2 - 27.6 = 5.6 kBTU/h



Indoor Air Quality (IAQ)

4.1 HVAC Sizing and Design



Controlled to
 $\leq 60\%$ RH



Indoor Air Quality (IAQ)

4.1 HVAC Sizing and Design Verification

- Must be Rater verified.
- Rater should **verify documentation before the start of construction** showing the method and calculations for retaining an indoor relative humidity below 60 percent.
- Rater should **visually verify at final inspection** that the designed system has been properly installed.

Section	Requirements (Refer to full Indoor <u>airPLUS</u> Construction Specifications for details)	Must Correct	Builder Verified	Rater Verified	N/A
HVAC Systems	4.1 Equipment selected to keep relative humidity < 60% in “Warm-Humid” climates (Exception: see spec).	<input type="checkbox"/>		<input checked="" type="checkbox"/>	<input type="checkbox"/>
	4.2 Duct systems protected from construction debris AND no building cavities used as air supplies or returns.	<input type="checkbox"/>	<input type="checkbox"/>	<input type="checkbox"/>	
	4.3 No air-handling equipment or ductwork installed in garage AND continuous air barrier in adjacent assemblies.	<input type="checkbox"/>		<input type="checkbox"/>	
	4.7 Central forced-air HVAC system(s) have minimum MERV 8 filter AND no ozone generators in home.	<input type="checkbox"/>	<input type="checkbox"/>	<input type="checkbox"/>	




Indoor Air Quality (IAQ)

4.2 Duct System Design and Installation



- *Design all duct systems according to ACCA Manual D, ASHRAE Handbooks, or equivalent software.*
- *Ensure that all duct systems are airtight and properly balanced.*



- **Do not use building cavities as part of the forced air supply or return systems.**
- **Cover duct openings throughout construction or vacuum out ducts prior to installing registers.**



4.2 Duct System Design and Installation



**COVERING DUCT
OPENINGS DURING
CONSTRUCTION**



SEALING WITH MASTIC



4.2 Duct System Design and Installation Verification

- Can be builder or Rater verified.
- **Visually verify at pre-drywall inspection** that no cavities are used as part of the forced air system.
- Verify that all duct openings were covered during construction or have been thoroughly vacuumed upon completion.

Section	Requirements (Refer to full Indoor <u>airPLUS</u> Construction Specifications for details)	Must Correct	Builder Verified	Rater Verified	N/A
HVAC Systems	4.1 Equipment selected to keep relative humidity < 60% in "Warm-Humid" climates (Exception: see spec).	<input type="checkbox"/>		<input checked="" type="checkbox"/>	<input type="checkbox"/>
	4.2 Duct systems protected from construction debris AND no building cavities used as air supplies or returns.	<input type="checkbox"/>	<input type="checkbox"/>	<input checked="" type="checkbox"/>	
	4.3 No air-handling equipment or ductwork installed in garage AND continuous air barrier in adjacent assemblies.	<input type="checkbox"/>		<input type="checkbox"/>	
	4.7 Central forced-air HVAC system(s) have minimum MERV 8 filter AND no ozone generators in home.	<input type="checkbox"/>	<input type="checkbox"/>	<input type="checkbox"/>	

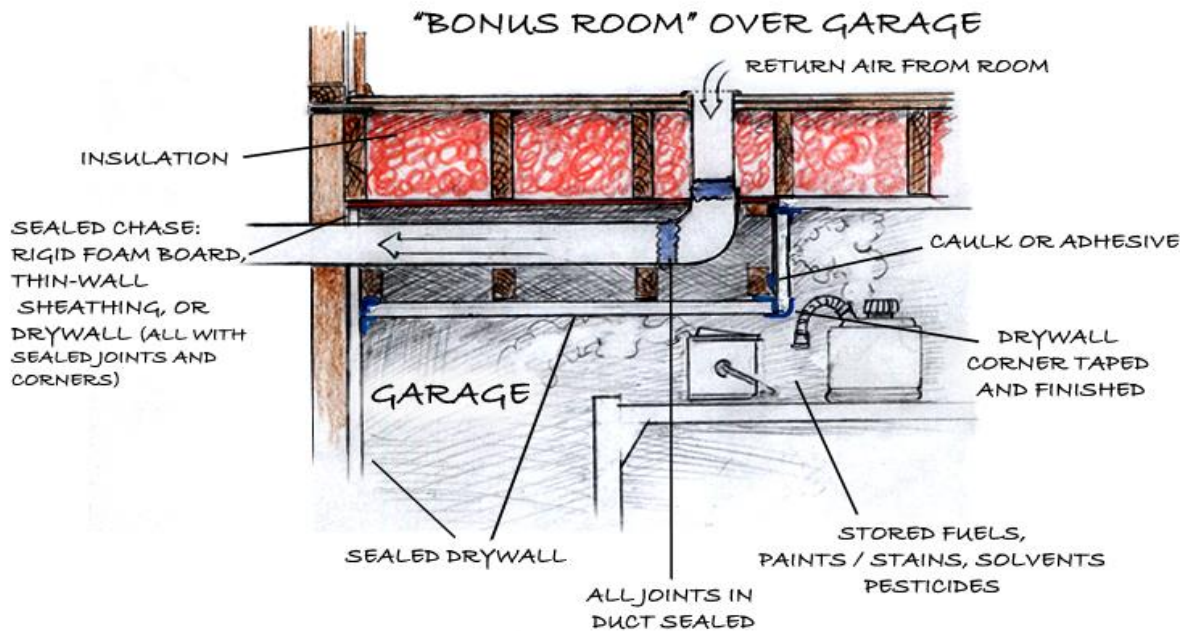


Indoor Air Quality (IAQ)

4.3 Location of Air Handler and Ducts



- Do not locate air-handling equipment or ductwork in garages.
- Note: Ducts may be located in building cavities adjacent to the garage if they are separated with a continuous air barrier.



4.3 Location of Air-Handling Equipment and Ductwork Verification

- Must be Rater verified.
- Rater should **visually verify at pre-drywall inspection** that no air-handling equipment or ductwork has been installed in the garage and any ducts or equipment located in adjacent framing spaces has been separated from the garage space by a continuous air barrier.

Section	Requirements (Refer to full Indoor <u>airPLUS</u> Construction Specifications for details)		Must Correct	Builder Verified	Rater Verified	N/A
HVAC Systems	4.1	Equipment selected to keep relative humidity < 60% in "Warm-Humid" climates (Exception: see spec).	<input type="checkbox"/>		<input checked="" type="checkbox"/>	<input type="checkbox"/>
	4.2	Duct systems protected from construction debris AND no building cavities used as air supplies or returns.	<input type="checkbox"/>	<input type="checkbox"/>	<input checked="" type="checkbox"/>	
	4.3	No air-handling equipment or ductwork installed in garage AND continuous air barrier in adjacent assemblies.	<input type="checkbox"/>		<input checked="" type="checkbox"/>	
	4.7	Central forced-air HVAC system(s) have minimum MERV 8 filter AND no ozone generators in home.	<input type="checkbox"/>	<input type="checkbox"/>	<input type="checkbox"/>	



Indoor Air Quality (IAQ)

4.5 Mechanical Whole-House Ventilation



- *Provide mechanical whole-house ventilation meeting ASHRAE 62.2-2010.*
- *Test airflows to ensure they meet ASHRAE 62.2-2010.*



- **Advisory: Outdoor air ducts connected to the return side of an air handler should be used as supply ventilation only if the manufacturers' requirements for return air temperature are met.**



4.5 Mechanical Whole-House Ventilation



**FRESH AIR
DAMPER**



DUCTED FRESH AIR SUPPLY



Indoor Air Quality (IAQ)

4.7 Filtration



- *Equip all filter access panels with gasket material or comparable sealing mechanism to prevent bypass air.*



- **Install only HVAC filters that are rated MERV 8 or higher.**
- **Do not install any air-cleaning equipment designed to produce ozone.**



4.7 Filtration for Central Forced-Air HVAC Systems

- Filters come in multiple sizes.
- Filters are typically 1" 2" or 4" in depth.
- In years past, the primary purpose for filtration was to protect the HVAC system, not IAQ.



Indoor Air Quality (IAQ)

4.7 Filtration for Central Forced-Air HVAC Systems

- Filters have performance data that must be accounted for in the duct design.
- When selecting a filter try to find a filter that creates the least amount of resistance.
- There are multiple types of filter sizes and depths.
- Media filters have a much greater surface area and will cause less restriction.

Typical Performance Data

Filter Depth	Nominal Size	Capacities (CFM)		Resistance (inches W.G.)			Pleats per Linear foot	Media Area (SQ. FT.)
		Med	High	Med	High	Final		
1"	12x24	600	1000	.18	.36	1.0	14	4.7
	16x20	650	1100	.18	.36	1.0	14	5.3
	16x25	850	1350	.18	.36	1.0	14	6.6
	20x20	850	1350	.18	.36	1.0	14	6.7
	20x25	1050	1750	.18	.36	1.0	14	8.3
	24x24	1200	2000	.18	.36	1.0	14	9.3
2"	12x24	600	1000	.14	.26	1.0	10	6.7
	16x20	650	1100	.14	.26	1.0	10	7.8
	16x25	850	1350	.14	.26	1.0	10	9.7
	20x20	850	1350	.14	.26	1.0	10	9.4
	20x25	1050	1750	.14	.26	1.0	10	11.8
	24x24	1200	2000	.14	.26	1.0	10	13.3
4"	12x24	600	1000	.12	.22	1.0	11	14.7
	16x20	650	1100	.12	.22	1.0	11	16.7
	16x25	850	1350	.12	.22	1.0	11	20.8
	20x20	850	1350	.12	.22	1.0	11	21.1
	20x25	1050	1750	.12	.22	1.0	11	26.4
	24x24	1200	2000	.12	.22	1.0	11	29.3
	25x29	1500	2500	.12	.22	1.0	11	37.1



Indoor Air Quality (IAQ)

4.7 Filtration for Central Forced-Air HVAC Systems

Verification

- Can be builder or Rater verified.
- Coordinate with the builder and/or HVAC contractor **before the start of construction** to ensure that:
 - no ozone-producing air-cleaning equipment will be installed AND
 - a MERV 8 filter is accomodated in the HVAC design.
- **Visually verify at final inspection** that the filter has been installed.

Section	Requirements (Refer to full Indoor <u>airPLUS</u> Construction Specifications for details)	Must Correct	Builder Verified	Rater Verified	N/A
HVAC Systems	4.1 Equipment selected to keep relative humidity < 60% in "Warm-Humid" climates (Exception: see spec).	<input type="checkbox"/>		<input checked="" type="checkbox"/>	<input type="checkbox"/>
	4.2 Duct systems protected from construction debris AND no building cavities used as air supplies or returns.	<input type="checkbox"/>	<input type="checkbox"/>	<input checked="" type="checkbox"/>	
	4.3 No air-handling equipment or ductwork installed in garage AND continuous air barrier in adjacent assemblies.	<input type="checkbox"/>		<input checked="" type="checkbox"/>	
	4.7 Central forced-air HVAC system(s) have minimum MERV 8 filter AND no ozone generators in home.	<input type="checkbox"/>	<input type="checkbox"/>	<input checked="" type="checkbox"/>	



Indoor Air Quality (IAQ)

4. HVAC Systems



Homeowner Benefits

Reduced exposure to mold and mildew

Increased comfort

Helps remove allergens, toxins, irritants and asthma triggers from the home

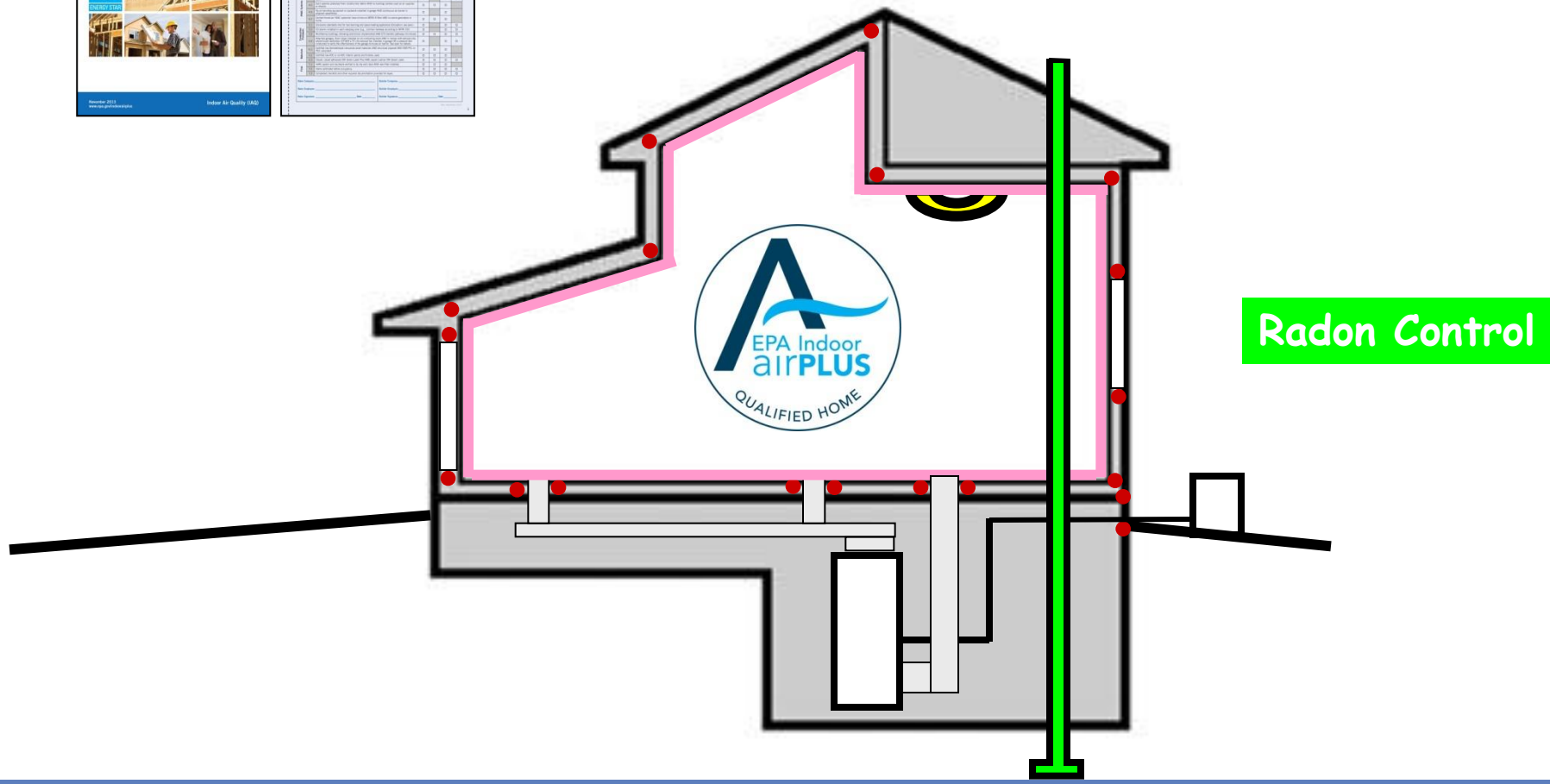

House stays cleaner



Indoor Air Quality (IAQ)

2. Radon

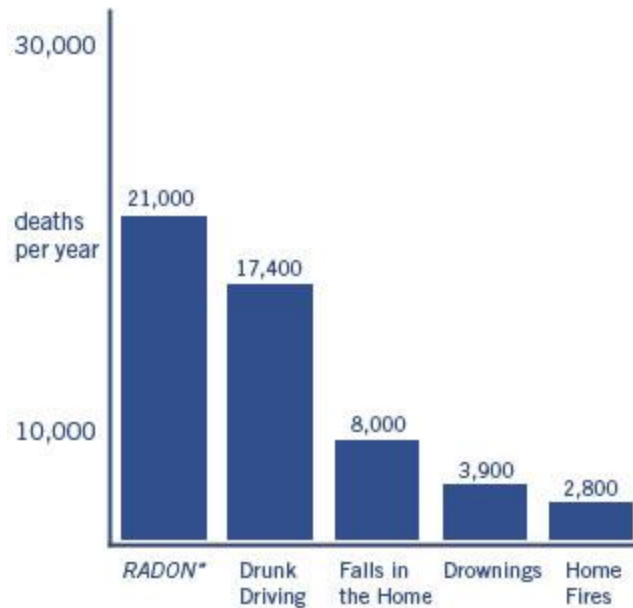
SURGEON GENERAL'S WARNING:
Radon Causes Lung Cancer.
You Should Test Your Home.



Indoor Air Quality (IAQ)

2. Radon

**SURGEON GENERAL'S
WARNING:**
Radon Causes Lung Cancer.
You Should Test Your Home.



- Radon is a cancer-causing, radioactive gas created by the natural breakdown of uranium in soil.
- Radon can be found all over the US.
- 1 in 15 homes have radon above 4 pCi/L.
- You are most likely to get your greatest exposure to radon at home.
- Radon is the second leading cause of lung cancer after smoking.



Indoor Air Quality (IAQ)

2.1 Radon Control



- *Air seal all sump covers.*

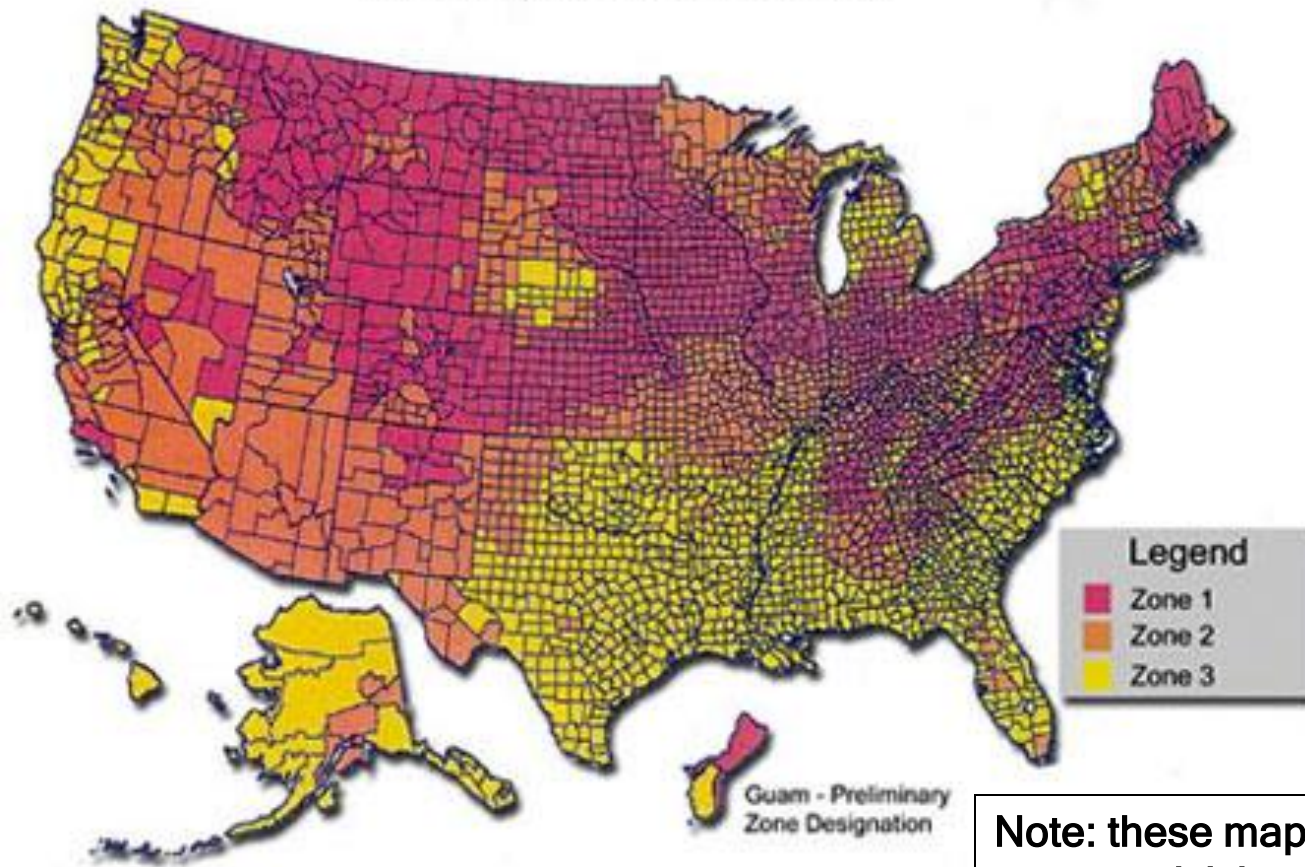


- **Construct homes built in EPA Radon Zone 1 with radon-resistant features.**
- **Advisory:**
 - **Passive Systems in Zones 2 & 3.**
 - **Educate homeowners.**



2.1 Radon Control

EPA Map of Radon Zones



For an easy-to-use map, see:
<http://www.wxplushealth.org/geoexplorer>

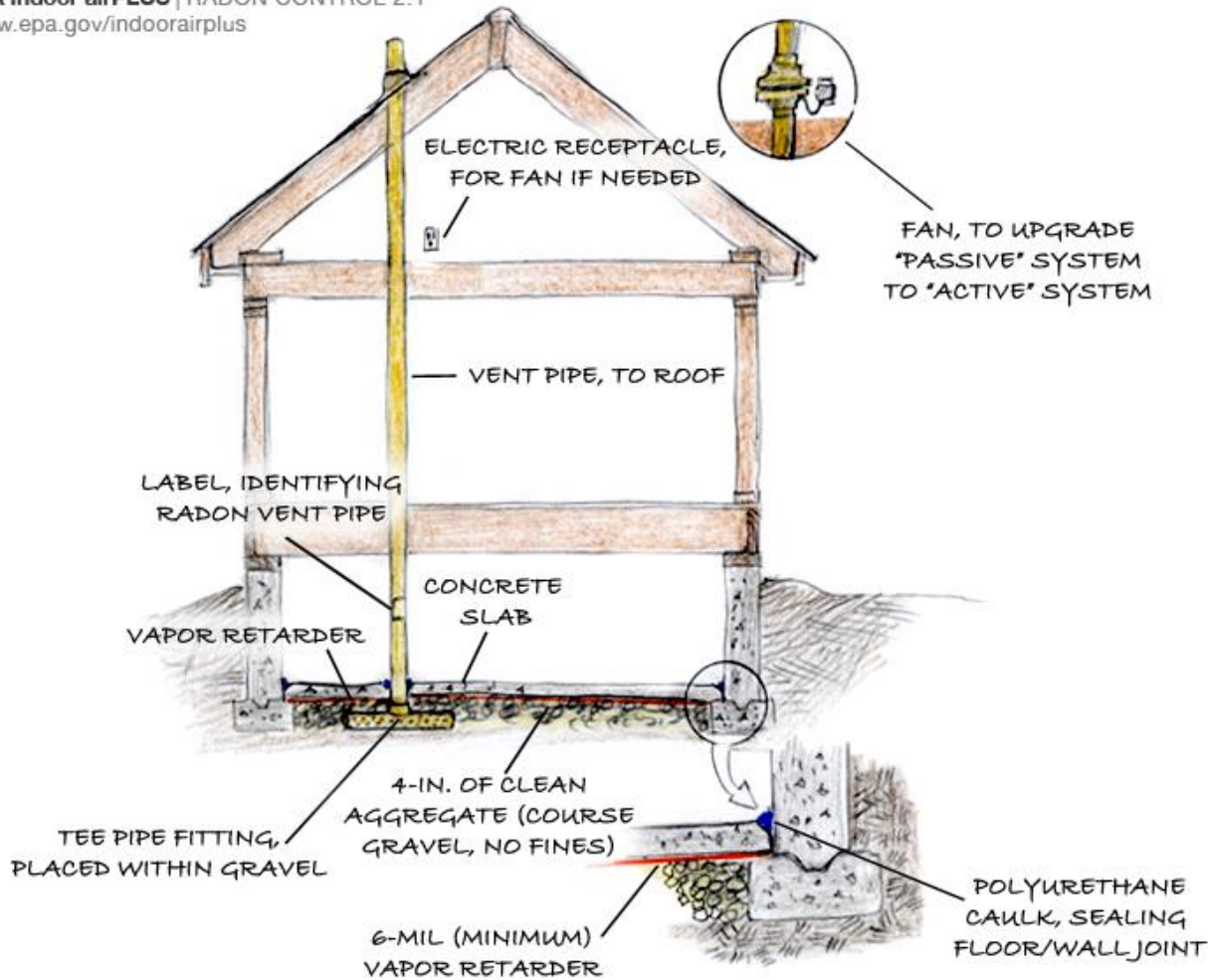
Note: these maps indicate average risk by county. However, high levels of radon can be found in any home.



Indoor Air Quality (IAQ)

2.1 Radon Control

EPA Indoor airPLUS | RADON CONTROL 2.1
www.epa.gov/indoorairplus



Indoor Air Quality (IAQ)

2.1 Radon Resistant Construction Verification

- Can be builder or Rater verified.
- **Verify documentation before the start of construction** of an approved radon mitigation system.
- The aggregate layer, connected to a vent pipe under overlapped polyethylene sheeting, should be **visually verified before pouring the slab.**
- The fully connected vent pipe, fan/electrical receptacle, and foundation air sealing should be **visually verified at pre-drywall inspection.**

Section	Requirements (Refer to full Indoor <u>airPLUS</u> Construction Specifications for details)	Must Correct	Builder Verified	Rater Verified	N/A
Radon	2.1 Approved radon-resistant features installed in Radon Zone 1 homes.	<input type="checkbox"/>	<input type="checkbox"/>	<input checked="" type="checkbox"/>	<input type="checkbox"/>



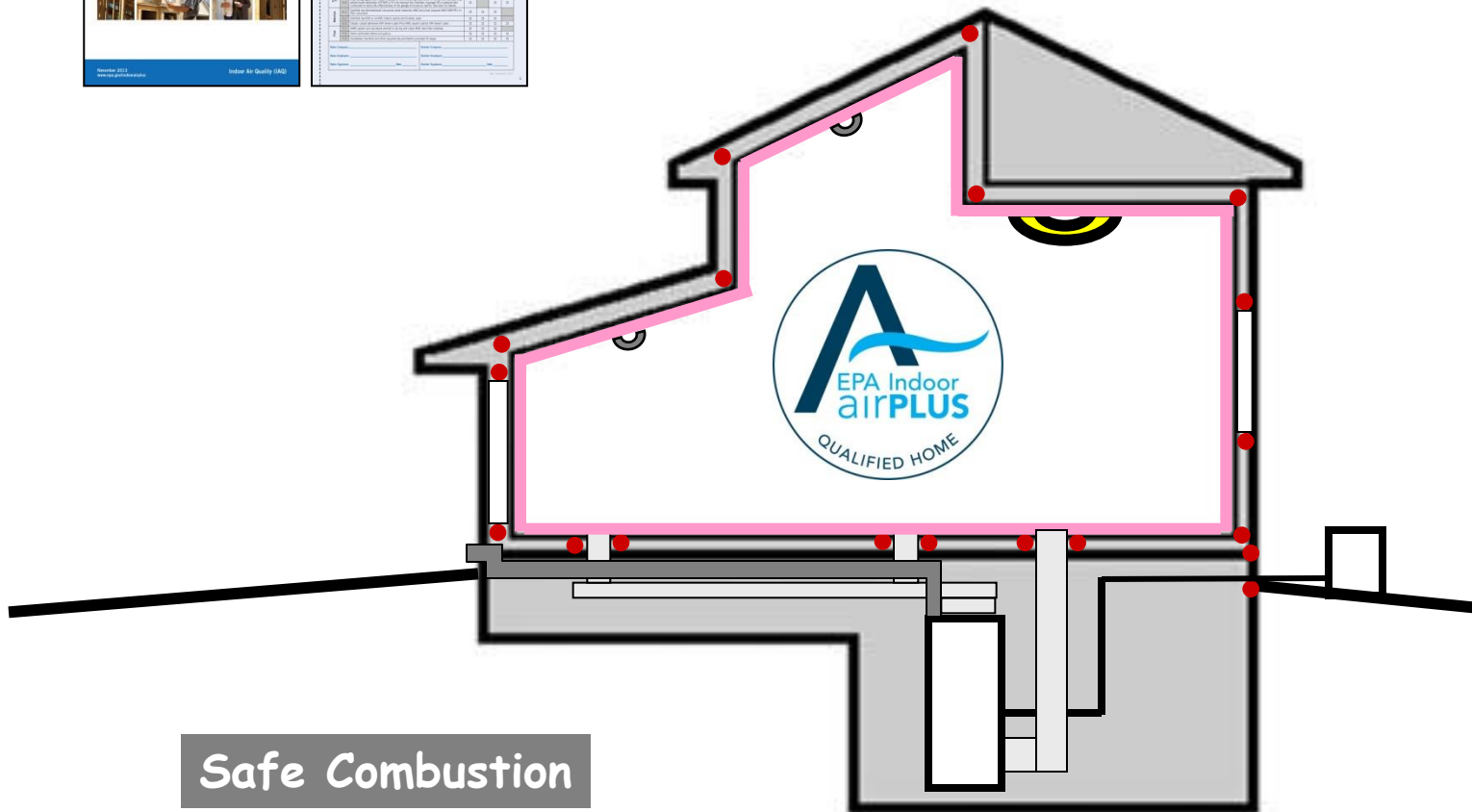

Indoor Air Quality (IAQ)

Revision 1 Radon Changes

Section	Changes
2. Radon	
2.1 Radon-Resistant Construction	<p><u>References Removed:</u> Appendix F; CABO.</p> <p><u>Advisories Added:</u> Including a radon vent fan and installing radon resistant features in EPA Radon Zones 2 and 3 are recommended.</p> <p><u>Advisories Added:</u> Radon testing recommended.</p>
2.2 Radon Test Kits	<p><u>Requirement Removed:</u> Radon test kits are no longer required to be provided to homebuyers.</p>



5. Combustion Pollutants



Indoor Air Quality (IAQ)

5. Combustion Pollutants

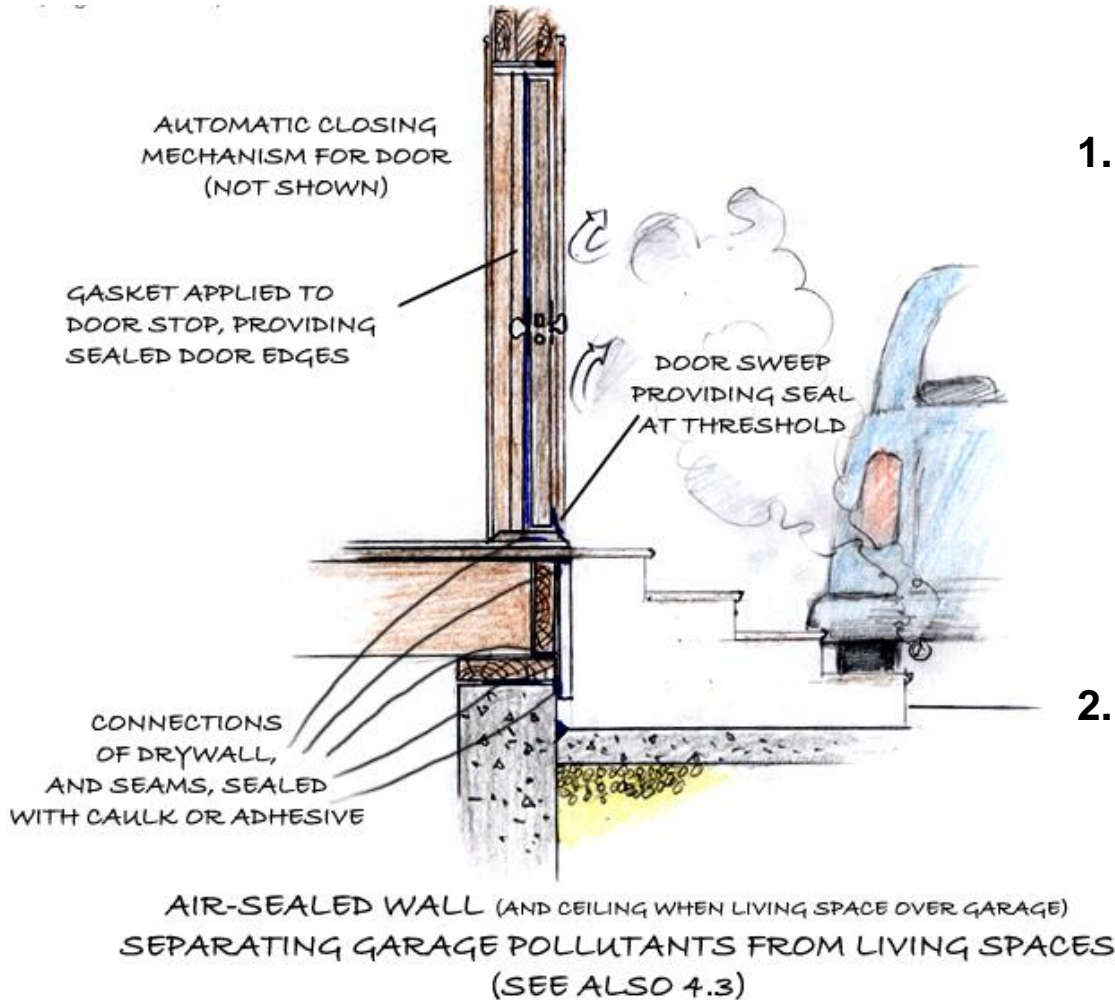


- Accidental carbon monoxide (CO) poisoning kills an average of 439 persons annually (CDC; MMWR; 12/21/2007).
- Carbon monoxide, an odorless, colorless gas, which can cause sudden illness and death, is produced any time a fossil fuel is burned.



Indoor Air Quality (IAQ)

5.4 Attached Garages



1. **Isolated** from conditioned spaces:
 - Common walls and ceilings are **air-sealed**.
 - **No HVAC equipment or ducts** in garage
 - **Weather stripping** and an **automatic door closer** is installed on connecting doors between living space and garage.
2. **Appropriate ventilation strategy or pressure testing** ensures separation from living space.



Indoor Air Quality (IAQ)

5.4 Attached Garages



Note: Requirements for attached garages revised. See [November 13, 2013 Policy Record update](#).

- *Isolate attached garages from conditioned spaces:*
 - *Air-seal common walls and ceilings.*
 - *Use weather stripping on all doors between living spaces and attached garages.*
- Install an automatic door closer on all connecting doors between living spaces and attached garages.
- In homes with exhaust-only whole-house ventilation either:
 - Equip the attached garage with an exhaust fan with a minimum installed capacity of 70 cfm that is vented directly outdoors;

OR

 - Conduct a pressure test to verify the effectiveness of the garage-to-house air barrier.



Indoor Air Quality (IAQ)

5.4 Attached Garages

Verification

- Rater should **verify proper functioning of the automatic door closer** at final inspection.
- In homes with **exhaust only ventilation system**, at final inspection Rater should:
 - **Visually verify at final inspection** that an appropriate garage fan has been installed.
 - If the garage is ventilated by a ducted fan, a Rater should perform a flow test to confirm the required CFM is being met.

OR

- **Conduct 45 Pascal pressure test** with all garage openings closed to verify the garage-to-house air barrier.
 - Test can be performed during required ENERGY STAR blower door test
 - If garage-to-house air barrier does not pass pressure test, additional air sealing or a garage fan required.



Section	Requirements (Refer to full Indoor airPLUS Construction Specifications for details)		Must Correct	Builder Verified	Rater Verified	N/A
Combustion Pollutants	5.1	Emissions standards met for fuel-burning and space-heating appliances (Exception: see spec).	<input type="checkbox"/>	<input type="checkbox"/>	<input checked="" type="checkbox"/>	<input type="checkbox"/>
	5.2	CO alarms installed in each sleeping zone (e.g., common hallway) according to NFPA 720.	<input type="checkbox"/>	<input type="checkbox"/>	<input checked="" type="checkbox"/>	<input type="checkbox"/>
	5.3	Multifamily buildings: Smoking restrictions implemented AND ETS transfer pathways minimized.	<input type="checkbox"/>	<input checked="" type="checkbox"/>	<input type="checkbox"/>	<input type="checkbox"/>
	5.4	Attached garages: Door closer installed on all connecting doors AND in homes with exhaust-only whole-house ventilation, EITHER a 70 cfm exhaust fan installed in garage OR a pressure test conducted to verify the effectiveness of the garage-to-house air barrier. See spec for details.	<input type="checkbox"/>	<input type="checkbox"/>	<input checked="" type="checkbox"/>	<input type="checkbox"/>



Indoor Air Quality (IAQ)

Combustion Pollutants



Benefits

Reduced exposure to carbon monoxide.

Pollutants in attached garages isolated from living space.

Round-the-clock peace of mind.



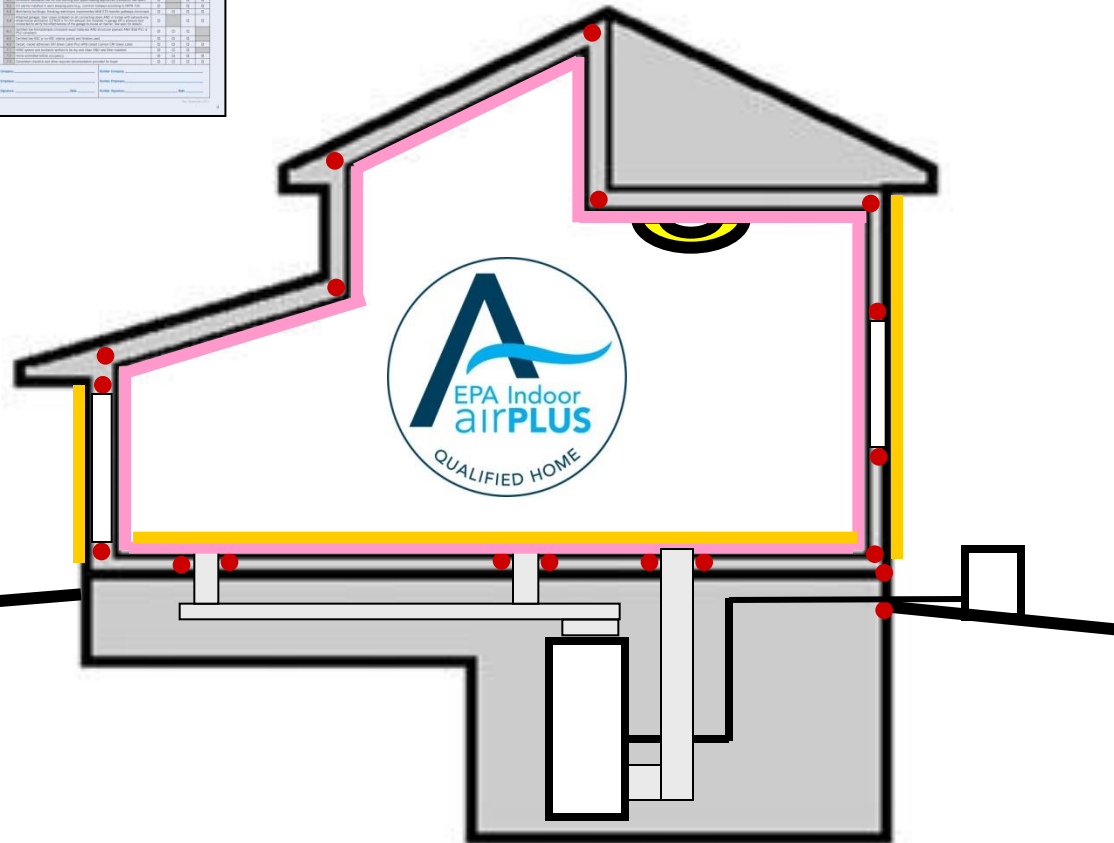
Indoor Air Quality (IAQ)

6. Low Emission Materials



The image shows the Indoor airPLUS Version 1 (Rev. 02) Verification Checklist. It is a detailed table with columns for "Item", "Description", "Pass/Fail", "Date", and "By". The table contains numerous rows of checklist items related to indoor air quality construction specifications.

Materials



Indoor Air Quality (IAQ)

6. Low Emission Materials



Potential Issues:

- Indoor levels of many chemical pollutants can be **2-5 times higher than outdoor levels.**
- Volatile Organic Compounds (**VOCs**) include a variety of chemicals, some of which may have short- and long-term adverse health effects, including eye, nose, and throat irritation, headaches, loss of coordination, nausea, damage to liver, kidney, and central nervous system.


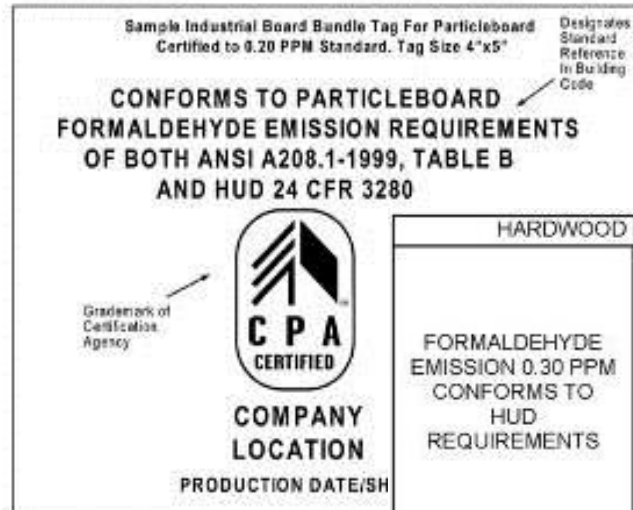



Indoor Air Quality (IAQ)

6.1 Composite Wood



- Structural plywood is rated for **durability and moisture resistance** (PS1 or PS2)
- Composite wood is certified as **low-formaldehyde** (see spec for referenced standards)



Indoor Air Quality (IAQ)

6.2 Interior Paints and Finishes



- *Interior paints and finishes are certified as **low-VOC or no-VOC***
 - *Greenseal GS11*
 - *Greenguard*
 - *Scientific Certification Systems*
 - *Master Painters Institute*
 - *Verified using CA 01350(CDPH Standard Method V1.1-2010).*



6.3 Carpets and Carpet Adhesives



- Use carpets and carpet adhesives labeled with the Carpet and Rug Institute (CRI) Green Label Plus testing program criteria.
 - Note: at least 90% of carpeted area
- For carpet cushion (i.e., padding), use only products certified to meet the CRI Green Label testing program criteria.



6.3 Carpets and Carpet Adhesives Verification

- Can be builder or Rater verified.
- **Verify documentation before the start of construction** that paints and finishes, carpet and carpet adhesives, and composite wood products will all meet the required emissions standards.

Section	Requirements (Refer to full Indoor <u>airPLUS</u> Construction Specifications for details)	Must Correct	Builder Verified	Rater Verified	N/A
Materials	6.1 Certified low-formaldehyde composite wood materials AND structural plywood AND OSB PS1 or PS2 compliant.	<input type="checkbox"/>	<input checked="" type="checkbox"/>	<input type="checkbox"/>	
	6.2 Certified low-VOC or no-VOC interior paints and finishes used.	<input type="checkbox"/>	<input checked="" type="checkbox"/>	<input type="checkbox"/>	
	6.3 Carpet, carpet adhesives CRI Green Label Plus AND carpet cushion CRI Green Label.	<input type="checkbox"/>	<input checked="" type="checkbox"/>	<input type="checkbox"/>	<input type="checkbox"/>



Indoor Air Quality (IAQ)

6. Low Emission Materials



Homeowner Benefits



Less “chemical” smell



Lowered exposure to VOCs



Reduced potential for occupant health complaints



Indoor Air Quality (IAQ)

7.2 Ventilation after Material Installation



- **Verify that the home has been ventilated with outside air:**
 - **During and shortly after installing products that are known sources of contaminants, AND**
 - **During the period between finishing and occupancy.**



7.1 HVAC and Duct Verification

Verification

- Can be builder or Rater verified.
- **Visually verify at final inspection** that the ductwork and air-handling equipment is substantially free of dust and debris.
- **The home has been ventilated with outside air:**
 - During and shortly after installing products that are known sources of contaminants, AND
 - During the period between finishing and occupancy.
- The builder should **provide a buyer information kit** provided to the homebuyer.

Section	Requirements (Refer to full Indoor <u>airPLUS</u> Construction Specifications for details)		Must Correct	Builder Verified	Rater Verified	N/A
Final	7.1	HVAC system and ductwork verified to be dry and clean AND new filter installed.	<input type="checkbox"/>	<input type="checkbox"/>	<input checked="" type="checkbox"/>	
	7.2	Home ventilated before occupancy.	<input type="checkbox"/>	<input type="checkbox"/>	<input checked="" type="checkbox"/>	<input type="checkbox"/>
	7.3	Completed checklist and other required documentation provided for buyer.	<input type="checkbox"/>	<input type="checkbox"/>	<input checked="" type="checkbox"/>	<input type="checkbox"/>



Indoor Air Quality (IAQ)

7.3 Buyer Information Kit



- Provide buyers with information and documentation of the home's IAQ protections, including:
 - A copy of the **Indoor airPLUS Verification Checklist.**
 - HVAC, duct, and ventilation system **design documentation.**
 - **Operations and maintenance instruction manuals** for all installed equipment and systems addressed by Indoor airPLUS and ENERGY STAR requirements.



That's it. You're ready to build & label Indoor airPLUS homes!

EPA Indoor airPLUS Version 1 (Rev. 02) Verification Checklist

Home Address: _____ City: _____ State: _____ Zip: _____

Section	Requirements (Refer to full Indoor airPLUS Construction Specifications for details)	Must Correct	Builder Verified	Rater Verified	N/A
Alert: The Rev. 02 checklist has been modified to reflect only the additional Indoor airPLUS requirements and their corresponding section numbers that must be met after completing the ENERGY STAR checklist. ENERGY STAR remains a prerequisite for Indoor airPLUS certification.					
ENERGY STAR Checklist	Thermal Enclosure System Rater Checklist completed.	<input type="checkbox"/>	<input type="checkbox"/>	<input type="checkbox"/>	
	Water Management System Builder Checklist completed.	<input type="checkbox"/>	<input type="checkbox"/>	<input type="checkbox"/>	
	HVAC System Quality Installation Contractor Checklist completed.	<input type="checkbox"/>	<input type="checkbox"/>	<input type="checkbox"/>	
	HVAC System Quality Installation Rater Checklist completed.	<input type="checkbox"/>	<input type="checkbox"/>	<input type="checkbox"/>	
Mold and Moisture Control	1.1 Drain or sump pump installed in basements and crawlspaces (Exception: free-draining soils). In EPA Radon Zone 1, check valve also installed.	<input type="checkbox"/>	<input type="checkbox"/>	<input type="checkbox"/>	<input type="checkbox"/>
	1.2 Layer of impermeable or semi-rigid membrane installed below slabs (Exceptions: see specs) AND radon techniques used in EPA Radon Zone 1.	<input type="checkbox"/>	<input type="checkbox"/>	<input type="checkbox"/>	<input type="checkbox"/>
	1.4 Basements/crawlspaces insulated, sealed and conditioned (Exceptions: see specs).	<input type="checkbox"/>	<input type="checkbox"/>	<input type="checkbox"/>	<input type="checkbox"/>
	1.7 Protection from water splash/damage if no gutters (Exceptions: see specs).	<input type="checkbox"/>	<input type="checkbox"/>	<input type="checkbox"/>	<input type="checkbox"/>
1.1.1 Rad-surface flooring in kitchens, baths, entry, laundry and utility rooms, AND piping in exterior walls insulated with pipe wrap.	<input type="checkbox"/>	<input type="checkbox"/>	<input type="checkbox"/>	<input type="checkbox"/>	
Radon	2.1 Approved radon-resistant features installed in Radon Zone 1 homes.	<input type="checkbox"/>	<input type="checkbox"/>	<input type="checkbox"/>	<input type="checkbox"/>
	3.2 Corrosion-proof rodent/bird screens installed at all openings that cannot be fully sealed (Exception: dryer vents).	<input type="checkbox"/>	<input type="checkbox"/>	<input type="checkbox"/>	<input type="checkbox"/>
HVAC Systems	4.1 Equipment selected to keep relative humidity < 60% in "Warm Humid" climates (Exception: see spec).	<input type="checkbox"/>	<input type="checkbox"/>	<input type="checkbox"/>	<input type="checkbox"/>
	4.2 Duct systems protected from construction debris AND no building caulk used as air supplies or returns.	<input type="checkbox"/>	<input type="checkbox"/>	<input type="checkbox"/>	<input type="checkbox"/>
	4.3 No air-handling equipment or ductwork installed in garage AND continuous air barrier in adjacent enclosures.	<input type="checkbox"/>	<input type="checkbox"/>	<input type="checkbox"/>	<input type="checkbox"/>
	4.7 Central forced-air HVAC systems have minimum MERV 8 filter AND no ozone generators in home.	<input type="checkbox"/>	<input type="checkbox"/>	<input type="checkbox"/>	<input type="checkbox"/>
Combustion Appliance	5.1 Emissions standards met for fuel-burning and space-heating appliances (Exception: see spec).	<input type="checkbox"/>	<input type="checkbox"/>	<input type="checkbox"/>	<input type="checkbox"/>
	5.2 CO alarms installed in each sleeping zone (e.g., common hallway) according to NFPA 720.	<input type="checkbox"/>	<input type="checkbox"/>	<input type="checkbox"/>	<input type="checkbox"/>
	5.3 Multifamily buildings: Smoking restrictions implemented AND ETS transfer pathways minimized.	<input type="checkbox"/>	<input type="checkbox"/>	<input type="checkbox"/>	<input type="checkbox"/>
Materials	6.4 Attached garages: Door closer installed on all connecting doors AND in homes with exhaust only whole-house ventilation SYSTEM 7 TO the exhaust fan installed in garage OR a pressure test conducted to verify the effectiveness of the garage-to-house air barrier. See spec for details.	<input type="checkbox"/>	<input type="checkbox"/>	<input type="checkbox"/>	<input type="checkbox"/>
	8.1 Certified low-formaldehyde composite wood materials AND structural plywood AND OSB PS1 or PS2 compliant.	<input type="checkbox"/>	<input type="checkbox"/>	<input type="checkbox"/>	<input type="checkbox"/>
	8.2 Certified low-VOC or no-VOC interior paints and finishes used.	<input type="checkbox"/>	<input type="checkbox"/>	<input type="checkbox"/>	<input type="checkbox"/>
Final	8.3 Carpet, carpet adhesives CRI Green Label Plus AND carpet cushion CRI Green Label.	<input type="checkbox"/>	<input type="checkbox"/>	<input type="checkbox"/>	<input type="checkbox"/>
	7.1 HVAC system and ductwork verified to be dry and clean AND new filter installed.	<input type="checkbox"/>	<input type="checkbox"/>	<input type="checkbox"/>	<input type="checkbox"/>
	7.2 Home ventilated before occupancy.	<input type="checkbox"/>	<input type="checkbox"/>	<input type="checkbox"/>	<input type="checkbox"/>
	7.3 Completed checklist and other required documentation provided for buyer.	<input type="checkbox"/>	<input type="checkbox"/>	<input type="checkbox"/>	<input type="checkbox"/>

Rater Company: _____ Builder Company: _____
 Rater Employee: _____ Builder Employee: _____
 Rater Signature: _____ Date: _____ Builder Signature: _____ Date: _____

Rev. November 2015

One additional checklist verified by the Rater



Place the Indoor airPLUS label adjacent to the ENERGY STAR label



Indoor Air Quality (IAQ)

What does Indoor airPLUS cost?

- No fee to participate in the EPA program.
- Raters may charge a verification fee.
- Cost of additional Indoor airPLUS features will vary based on:
 - Local code requirements and typical building practices
 - Climate Zone (e.g., moist versus dry)
 - Radon Zone
 - Availability of suppliers and cost of materials
 - Type of construction (e.g., below grade foundation or slab on grade)
- Cost of additional features could be a few hundred dollars in dry, non-Radon Zone 1 areas or up to a few thousand dollars in moist climates in Radon Zone 1.



Indoor Air Quality (IAQ)

Differentiate Your Company



More than 25 million people, including 7.1 million children, have asthma and there is a 20-50% increased risk of asthma in damp houses.



... and help your builder do the same.



Indoor Air Quality (IAQ)

Resources and Tools

Marketing and Technical Support for Partners



- Builder and consumer resources
- Partner locator
- Website widgets
- Construction Specifications
- Technical guidance



www.epa.gov/indoorairplus



Indoor Air Quality (IAQ)

New Marketing Resources

Better Environments Inside and Out

Look for the U.S. Environmental Protection Agency (EPA) Indoor airPLUS and ENERGY STAR labels on your new home. Reduced indoor air pollutants help protect your family inside. Reduced greenhouse gas emissions help protect the air outside.



Homes displaying the Indoor airPLUS and ENERGY STAR Certified Home labels provide unparalleled energy efficiency, comfort, durability, indoor air quality and peace of mind.

Text Box 1. (ADD BUILDER'S NAME HERE)
Is proud to offer new homes that have earned both the Indoor airPLUS and ENERGY STAR Certified Home labels because it means your home has been designed and built to standards well above most other homes on the market today.

Text Box 2. (INSERT ADDITIONAL COMPANY INFORMATION HERE, e.g., homeowner testimonials, description of company's participation in ENERGY STAR and Indoor airPLUS and commitment to energy efficiency and improved indoor air quality.)

Indoor air quality Matters

People are increasingly concerned about mold, radon, carbon monoxide and toxic chemicals in their homes. Poor indoor air quality can lead to eye irritation, headaches, allergies, respiratory problems such as asthma, and other serious health problems.

EPA studies show that levels of many indoor air pollutants can be two to five times higher than outdoor levels. And since most people spend close to 90% of their time indoors, keeping indoor pollution levels as low as possible is the right thing to do for you and your family.

Text Box 3. (INSERT LOGO ABOVE AND INSERT COMPANY NAME AND ADDITIONAL INFORMATION HERE, e.g., company history, company's ENERGY STAR/Indoor airPLUS web page.)



Only ENERGY STAR Certified Homes are eligible to earn the Indoor airPLUS label.

Breathe Easy In Your NEW Indoor airPLUS Home



Designed and built for improved indoor air quality and energy efficiency.



Co-Brand Image Box

- Co-brandable Brochure (available soon)
- Add company name, logo, and other info (testimonials, etc.)



Indoor Air Quality (IAQ)

Mold and Moisture Control

Paying close attention to moisture details:

- ▶ Increases structural durability
- ▶ Reduces the potential for mold-related health issues
- ▶ Prevents recurring maintenance issues

Homeowner Education

Indoor airPLUS homebuyers receive:

- ▶ An Indoor airPLUS label and certificate
- ▶ A list of features included in their home
- ▶ Instructions for regular equipment maintenance

Radon Control

Planning for the possibility of radon helps reduce risks posed by the second leading cause of lung cancer in the United States.

Efficient HVAC Systems

A well-designed heating, ventilation, and air conditioning system provides:

- ▶ Improved comfort
- ▶ Humidity control
- ▶ Enhanced filtration
- ▶ Clean, well-sealed ductwork

Indoor airPLUS construction specifications are designed to help improve indoor air quality (IAQ) in new homes compared with homes built to minimum code. However, these features alone cannot prevent all IAQ problems. Occupant behavior is also important for IAQ. For example, products used in the home after occupancy and smoking inside may both negatively impact the home's IAQ and the performance of the specified Indoor airPLUS features.

See: <http://www.epa.gov/indoorairplus/> for more information.

Building Materials

Choosing low-emission building materials:

- ▶ Lowers exposure to Volatile Organic Compounds (VOCs)
- ▶ Reduces the potential for health problems
- ▶ Minimizes "chemical smell" in the home

Combustion Pollutant Control

Careful attention to venting and combustion sources:

- ▶ Reduces pollutants in living spaces
- ▶ Minimizes CO exposure
- ▶ Provides peace-of-mind for everyone in the home

Pest Barriers

Blocking pest entry:

- ▶ Keeps the home cleaner
- ▶ Limits allergens, germs, and asthma triggers
- ▶ Prevents potential pest damage

Benefits of an Indoor airPLUS Qualified Home



Resources and Tools



Get the latest information:

- Facebook
- Twitter
- YouTube Videos
- Mobile App
- Podcasts



<http://www.youtube.com/watch?v=vKME1djdIUA>



Indoor Air Quality (IAQ)

Indoor airPLUS Awards

Recognized Leaders

2013 Indoor airPLUS Leader Award Winners

The Indoor airPLUS Program congratulates its 2013 Leader Award winners:

- ASERusa, St. Louis, MO (a four time winner!)
- E3 Energy, Flagstaff, AZ (a four time winner!)
- Steven Winter Associates, Inc., offices in NY, DC and CT (a two time winner!)



The Indoor airPLUS program presents its Leader Award to the Rater organizations that have demonstrated exceptional commitment to promoting and verifying Indoor airPLUS certified homes in the past year. Eligible Raters must have verified and reported a minimum of 30 homes for 2012. Award winners receive an Indoor airPLUS Leaders plaque, a press release template, and a featured highlight on the Indoor airPLUS website. Winners can use their designation to distinguish themselves as a market leader in the construction and verification of healthier, higher-performing homes.



2010 Award Winners

***New Builder Awards –
Coming Soon in 2014***

http://epa.gov/iaplus01/verifier_leaders



Indoor Air Quality (IAQ)



Become a Partner



Indoor Air Quality (IAQ)

Become an Indoor airPLUS Partner

Note: Builders and Raters must also be active ENERGY STAR partners to report Indoor airPLUS homes

- For **new ENERGY STAR & Indoor airPLUS Partners, visit:**
www.energystar.gov/newhomesPA

[Home](#) > [Partner Resources](#) > [For New Home Industry Professionals](#) > [Join ENERGY STAR](#)

Join ENERGY STAR as a Residential New Construction Partner

To apply:

Becoming an ENERGY STAR partner is easy. Simply fill out an ENERGY STAR Partnership Agreement by following the appropriate link below. There is no cost to partner with ENERGY STAR or use ENERGY STAR promotional materials.

Training Requirements for Builder and Rater Partners:

Builder and Rater partners are required to complete mandatory training. For more information about the training requirements, visit [ENERGY STAR for Homes Version 2.5 and 3 Guidelines](#).

Online Partnership Agreements for:

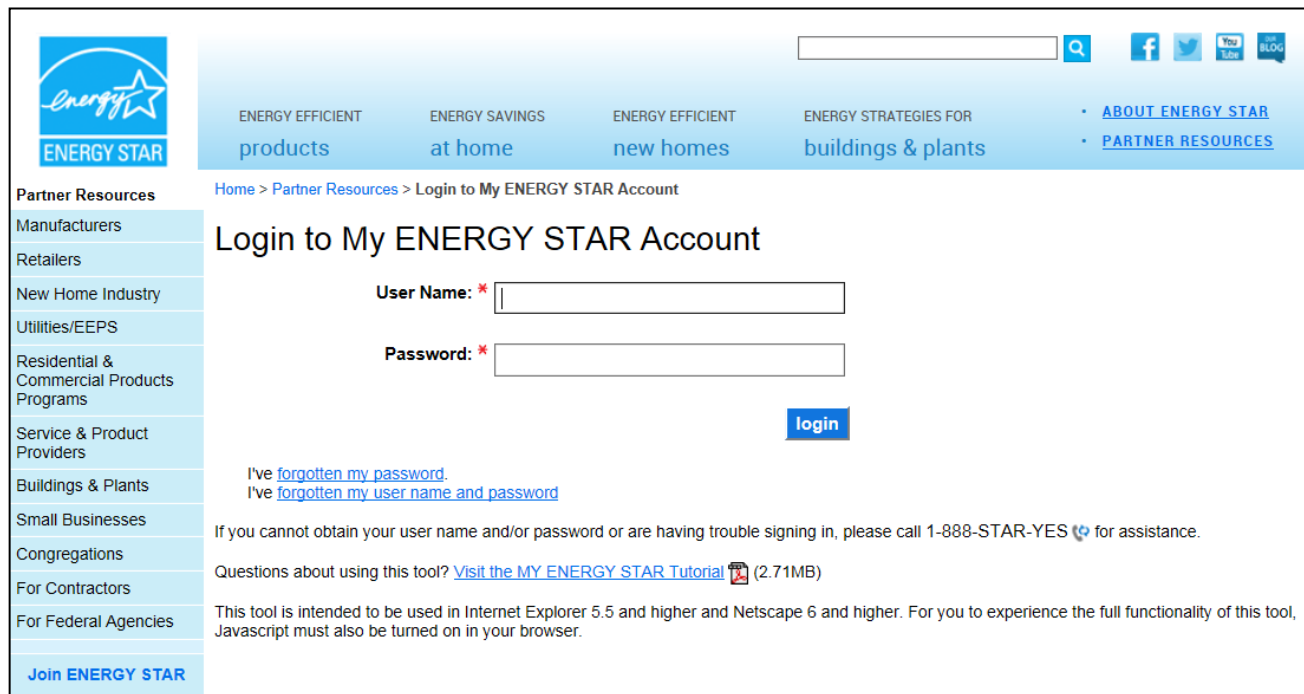
- [Builders](#)
Companies or individuals that plan to construct one or more new ENERGY STAR certified home for either sale or personal use. This category includes Modular Home Builders, Multifamily Low Rise Builders, Community Developers, Affordable Housing Builders, and Manufactured Home Plants/Retailers/Installers.
- [Multifamily High Rise Developers](#)
Companies or individuals that plan to construct new ENERGY STAR certified multifamily high rise buildings.
- [Home Energy Raters](#)
Professionals who analyze energy-efficient home plans and provide on-site verification for homes to earn the ENERGY STAR.
- [Architect/Home Plan Designers](#)



Indoor Air Quality (IAQ)

Become an Indoor airPLUS Partner

- For current ENERGY STAR Partners:
 - Log into your My ENERGY STAR Account (MESA) www.energystar.gov/mesa
 - If you don't know your user name and password, click the link or email energystarhomes@energystar.gov for assistance.



The screenshot shows the 'Login to My ENERGY STAR Account' page. At the top left is the Energy Star logo. Below it is a navigation menu with categories: ENERGY EFFICIENT products, ENERGY SAVINGS at home, ENERGY EFFICIENT new homes, and ENERGY STRATEGIES FOR buildings & plants. To the right are social media icons for Facebook, Twitter, YouTube, and a Blog link. Below the navigation is a breadcrumb trail: Home > Partner Resources > Login to My ENERGY STAR Account. The main heading is 'Login to My ENERGY STAR Account'. There are two input fields: 'User Name: *' and 'Password: *'. A blue 'login' button is positioned below the password field. Below the login fields are two links: 'I've forgotten my password.' and 'I've forgotten my user name and password'. A paragraph of text reads: 'If you cannot obtain your user name and/or password or are having trouble signing in, please call 1-888-STAR-YES for assistance.' Below that is a link: 'Questions about using this tool? Visit the MY ENERGY STAR Tutorial (2.71MB)'. At the bottom, a disclaimer states: 'This tool is intended to be used in Internet Explorer 5.5 and higher and Netscape 6 and higher. For you to experience the full functionality of this tool, Javascript must also be turned on in your browser.' On the left side of the page, there is a vertical menu titled 'Partner Resources' with various categories like Manufacturers, Retailers, New Home Industry, etc. At the bottom left of the page is a 'Join ENERGY STAR' button.



Indoor Air Quality (IAQ)

Become an Indoor airPLUS Partner

- After entering your account, click “Join Indoor airPLUS”.
 - For builders, be sure you’ve completed the required ENERGY STAR training.

ENERGY STAR®
My ENERGY STAR Account

ENERGY STAR

Partner Resources Contact ENERGY STAR | Help | Logout

Home > Partner Resources > My ENERGY STAR Account

My ENERGY STAR Account

Welcome, *FIRST TESTER!*

You are invited to navigate directly to other ENERGY STAR tools and sites, change your password for your password-protected ENERGY STAR tools, or update contact information for you, your organization, and your colleagues.

To-Do List:

- New Homes Builder Training**
You were required to complete training by 06/09/2013. Please complete the training to reactivate your partnership.
[Start Training](#)

(Internet Explorer or Firefox are the preferred browsers for this training. Please turn off your browser pop-up blocker.)

My ENERGY STAR Tools:

- [Linking Opportunities](#)
- [Certified Homes Co-brandable Consumer Brochure](#)
- [Certified Homes Co-brandable Banners](#)
- [Join Indoor airPLUS](#)



Indoor Air Quality (IAQ)

Become an Indoor airPLUS Partner

- When your partnership is activated, you'll have access to Indoor airPLUS logos.

ENERGY STAR®
My ENERGY STAR Account

ENERGY STAR

Partner Resources Contact ENERGY STAR | Help | Logout

Home > Partner Resources > My ENERGY STAR Account

My ENERGY STAR Account

Welcome, Kevin Reza!

You are invited to navigate directly to other ENERGY STAR tools and sites, change your password for your password-protected ENERGY STAR tools, or update contact information for you, your organization, and your colleagues.

To-Do List:

New Homes Builder Training
Kevin Reza completed the training on 12/06/2013.

[Review Training](#)

(Internet Explorer or Firefox are the preferred browsers for this training. Please turn off your browser pop-up blocker.)

My ENERGY STAR Tools:

- [Logo Downloads](#)
- [Linking Opportunities](#)
- [Certified Homes Consumer Videos](#)
- [Certified Homes Co-brandable Consumer Brochure](#)
- [Certified Homes Co-brandable Banners](#)



Indoor Air Quality (IAQ)

Become an Indoor airPLUS Partner

- Use the logos to promote your partnership and commitment to offering healthier, more durable homes.

Indoor airPLUS Certification Mark



Indoor airPLUS Certification Mark (vertical)
[EPS](#) | [JPG](#)



Indoor airPLUS Certification Mark (vertical)
[EPS](#) | [JPG](#)

[Back to Top](#)

Indoor airPLUS Promotional Marks




Indoor airPLUS Promotional Marks (vertical)
[EPS](#) | [JPG](#)



Indoor airPLUS Promotional Marks (vertical)
[EPS](#) | [JPG](#)



Indoor airPLUS Promotional Marks (vertical)
[EPS](#) | [JPG](#)



Indoor airPLUS Promotional Marks (vertical)
[EPS](#) | [JPG](#)



Indoor airPLUS Promotional Marks (vertical)
[EPS](#) | [JPG](#)



Indoor airPLUS Promotional Marks (vertical)
[EPS](#) | [JPG](#)



Indoor Air Quality (IAQ)



Indoor airPLUS



A new opportunity for leading builders to create better environments inside and out

Learn more at:

www.epa.gov/indoorairplus

**OR contact the Indoor
airPLUS Team at**

indoor_airPLUS@epa.gov